

DEM Member of Council (2nd Ward) Amherst City

Vote For 1	TOTAL	VOTE %	
Becky Harmych	98	51.85%	<div style="width: 51.85%;"><div style="width: 51.85%;"></div></div>
Nicole Janik	91	48.15%	<div style="width: 48.15%;"><div style="width: 48.15%;"></div></div>
Precincts Reporting	3 of 3		

DEM Judge of the Municipal Court Avon Lake

Vote For 1	TOTAL	VOTE %	
Geoffrey R. Smith	1,106	61.00%	<div style="width: 61.00%;"><div style="width: 61.00%;"></div></div>
Wayne R. Nicol	707	39.00%	<div style="width: 39.00%;"><div style="width: 39.00%;"></div></div>
Precincts Reporting	36 of 36		

DEM Member of Council (5th Ward) Elyria City

Vote For 1	TOTAL	VOTE %	
Brenda W. Warren	121	41.16%	<div style="width: 41.16%;"><div style="width: 41.16%;"></div></div>
Kim Black-Brown	72	24.49%	<div style="width: 24.49%;"><div style="width: 24.49%;"></div></div>
Keandra Shores	61	20.75%	<div style="width: 20.75%;"><div style="width: 20.75%;"></div></div>
Leigh Ann Arroyo	40	13.61%	<div style="width: 13.61%;"><div style="width: 13.61%;"></div></div>
Precincts Reporting	4 of 4		

DEM Mayor Lorain City

Vote For 1	TOTAL	VOTE %	
Jack W. Bradley	2,716	61.60%	<div style="width: 61.60%;"><div style="width: 61.60%;"></div></div>
Mary Springowski	1,163	26.38%	<div style="width: 26.38%;"><div style="width: 26.38%;"></div></div>
Mitchell J. Fallis	530	12.02%	<div style="width: 12.02%;"><div style="width: 12.02%;"></div></div>
Precincts Reporting	44 of 44		

DEM President of Council Lorain City

Vote For 1	TOTAL	VOTE %	
Joel P. Arredondo	3,314	100.00%	<div style="width: 100.00%;"><div style="width: 100.00%;"></div></div>
Precincts Reporting	44 of 44		

DEM Auditor Lorain City

Vote For 1	TOTAL	VOTE %	
Karen A. Shawver	3,065	100.00%	<div style="width: 100.00%;"><div style="width: 100.00%;"></div></div>
Precincts Reporting	44 of 44		

DEM Director of Law Lorain City

Vote For 1	TOTAL	VOTE %	
Patrick D. Riley	3,138	100.00%	<div style="width: 100.00%;"><div style="width: 100.00%;"></div></div>
Precincts Reporting	44 of 44		

DEM Member of Council At Large Lorain City

	TOTAL	VOTE %	
Vote For 3			
Tony Dimacchia	2,305	23.68%	<div style="width: 23.68%;"></div>
Joseph F. Koziura	1,661	17.06%	<div style="width: 17.06%;"></div>
Sylvia DuVall	1,632	16.77%	<div style="width: 16.77%;"></div>
Rita Linda Garcia	1,576	16.19%	<div style="width: 16.19%;"></div>
Daniel W. Given	1,316	13.52%	<div style="width: 13.52%;"></div>
Anthony Eliopoulos	1,244	12.78%	<div style="width: 12.78%;"></div>
Precincts Reporting	44 of 44		

DEM Member of Council (1st Ward) Lorain City

	TOTAL	VOTE %	
Vote For 1			
Beth Henley	382	100.00%	<div style="width: 100%;"></div>
Precincts Reporting	6 of 6		

DEM Member of Council (2nd Ward) Lorain City

	TOTAL	VOTE %	
Vote For 1			
Victoria Kempton	283	100.00%	<div style="width: 100%;"></div>
Precincts Reporting	5 of 5		

DEM Member of Council (3rd Ward) Lorain City

	TOTAL	VOTE %	
Vote For 1			
Pamela M. Carter	423	100.00%	<div style="width: 100%;"></div>
Precincts Reporting	6 of 6		

DEM Member of Council (4th Ward) Lorain City

	TOTAL	VOTE %	
Vote For 1			
Dan Nutt	425	100.00%	<div style="width: 100%;"></div>
Precincts Reporting	6 of 6		

DEM Member of Council (5th Ward) Lorain City

	TOTAL	VOTE %	
Vote For 1			
JoAnne Moon	154	54.04%	<div style="width: 54.04%;"></div>
Antonio Barrios	131	45.96%	<div style="width: 45.96%;"></div>
Precincts Reporting	4 of 4		

DEM Member of Council (6th Ward) Lorain City

	TOTAL	VOTE %	
Vote For 1			
Antonio L. Baez	317	100.00%	<div style="width: 100%;"></div>
Precincts Reporting	4 of 4		

DEM Member of Council (7th Ward) Lorain City

Vote For 1		TOTAL	VOTE %
Mary E. Spellacy	439	58.38%	
Cory L. Shawver	313	41.62%	
Precincts Reporting	7 of 7		

DEM Member of Council (8th Ward) Lorain City

Vote For 1		TOTAL	VOTE %
Joshua Thornsberry	473	100.00%	
Precincts Reporting	6 of 6		

REP Judge of the Municipal Court Avon Lake

Vote For 1		TOTAL	VOTE %
Allison L. Manning	1,256	76.82%	
Paul M. Kocsis	379	23.18%	
Precincts Reporting	36 of 36		

REP Mayor Elyria City

Vote For 1		TOTAL	VOTE %
Alice Gobeille	821	100.00%	
Precincts Reporting	31 of 31		

REP Director of Finance Elyria City

Vote For 1		TOTAL	VOTE %
No Valid Petition Filed	0		
Precincts Reporting	31 of 31		

REP Director of Law Elyria City

Vote For 1		TOTAL	VOTE %
Honey Howard	749	100.00%	
Precincts Reporting	31 of 31		

REP Member of Council At Large Elyria City

Vote For 4		TOTAL	VOTE %
Garry Gibbs	870	31.76%	
Ray Noble	639	23.33%	
James L. Miller	631	23.04%	
John Gall	599	21.87%	
Precincts Reporting	31 of 31		


REP Member of Council (1st Ward) Elyria City

Vote For 1	TOTAL	VOTE %
No Valid Petition Filed	0	
Precincts Reporting	4 of 4	


REP Member of Council (2nd Ward) Elyria City

Vote For 1	TOTAL	VOTE %
No Valid Petition Filed	0	
Precincts Reporting	4 of 4	

REP Member of Council (3rd Ward) Elyria City

Vote For 1	TOTAL	VOTE %
Maurice E. Corbin III	310	100.00% 
Precincts Reporting	5 of 5	

REP Member of Council (4th Ward) Elyria City

Vote For 1	TOTAL	VOTE %
Jeff Baxter	169	100.00% 
Precincts Reporting	5 of 5	

REP Member of Council (5th Ward) Elyria City

Vote For 1	TOTAL	VOTE %
No Valid Petition Filed	0	
Precincts Reporting	4 of 4	

REP Member of Council (6th Ward) Elyria City

Vote For 1	TOTAL	VOTE %
Withdrawn	0	
Precincts Reporting	4 of 4	

REP Member of Council (7th Ward) Elyria City

Vote For 1	TOTAL	VOTE %
No Valid Petition Filed	0	
Precincts Reporting	5 of 5	

REP Mayor Lorain City

Vote For 1	TOTAL	VOTE %
No Valid Petition Filed	0	
Precincts Reporting	44 of 44	

REP President of Council Lorain City

Vote For 1	TOTAL	VOTE %
No Valid Petition Filed	0	
Precincts Reporting	44 of 44	





REP Auditor Lorain City

Vote For 1	TOTAL	VOTE %
No Valid Petition Filed	0	
Precincts Reporting	44 of 44	

REP Director of Law Lorain City

Vote For 1	TOTAL	VOTE %
No Valid Petition Filed	0	
Precincts Reporting	44 of 44	

REP Member of Council At Large Lorain City

Vote For 3	TOTAL	VOTE %
Raymond J. Dennis	333	31.65% 
Gilbert Garcia	268	25.48% 
Marlin Linger	230	21.86% 
Kyriecce Brooks	221	21.01% 
Precincts Reporting	44 of 44	

REP Member of Council (1st Ward) Lorain City

Vote For 1	TOTAL	VOTE %
No Valid Petition Filed	0	
Precincts Reporting	6 of 6	

REP Member of Council (2nd Ward) Lorain City

Vote For 1	TOTAL	VOTE %
No Valid Petition Filed	0	
Precincts Reporting	5 of 5	

REP Member of Council (3rd Ward) Lorain City

Vote For 1	TOTAL	VOTE %
No Valid Petition Filed	0	
Precincts Reporting	6 of 6	

REP Member of Council (4th Ward) Lorain City

Vote For 1	TOTAL	VOTE %
No Valid Petition Filed	0	
Precincts Reporting	6 of 6	

REP Member of Council (5th Ward) Lorain City

Vote For 1	TOTAL	VOTE %
No Valid Petition Filed	0	
Precincts Reporting	4 of 4	

REP Member of Council (6th Ward) Lorain City

Vote For 1	TOTAL	VOTE %
No Valid Petition Filed	0	
Precincts Reporting	4 of 4	


REP Member of Council (7th Ward) Lorain City

Vote For 1	TOTAL	VOTE %
No Valid Petition Filed	0	
Precincts Reporting	7 of 7	


REP Member of Council (8th Ward) Lorain City

Vote For 1	TOTAL	VOTE %
No Valid Petition Filed	0	
Precincts Reporting	6 of 6	


REP Mayor N. Ridgeville City

Vote For 1	TOTAL	VOTE %
Kevin Corcoran	2,817	100.00% 
Precincts Reporting	24 of 24	

REP Member of Council (1st Ward) N. Ridgeville City

Vote For 1	TOTAL	VOTE %
Holly A. Swenk	597	100.00% 
Precincts Reporting	5 of 5	

REP Member of Council (2nd Ward) N. Ridgeville City

Vote For 1	TOTAL	VOTE %
Eric Todd Shaffer	522	100.00% 
Precincts Reporting	5 of 5	

REP Member of Council (3rd Ward) N. Ridgeville City

Vote For 1	TOTAL	VOTE %	
Bruce F. Abens	883	100.00%	<div style="width: 100%; height: 10px; background-color: #f0e68c;"></div>
Precincts Reporting	7 of 7		

REP Member of Council (4th Ward) N. Ridgeville City

Vote For 1	TOTAL	VOTE %	
Clifford B. Winkel	512	100.00%	<div style="width: 100%; height: 10px; background-color: #f0e68c;"></div>
Precincts Reporting	7 of 7		

REP Clerk of the Municipal Court Elyria

Vote For 1	TOTAL	VOTE %	
Greg Fanning	3,228	64.12%	<div style="width: 64.12%; height: 10px; background-color: #f0e68c;"></div>
Mike Musto	1,806	35.88%	<div style="width: 35.88%; height: 10px; background-color: #f0e68c;"></div>
Precincts Reporting	77 of 77		

NON Member of Council (3rd Ward) Avon Lake City

Vote For 1	TOTAL	VOTE %	
Amy Gentry	290	45.31%	<div style="width: 45.31%; height: 10px; background-color: #f0e68c;"></div>
Deanna M. Leitner	193	30.16%	<div style="width: 30.16%; height: 10px; background-color: #f0e68c;"></div>
Holly Moore Kowalski	157	24.53%	<div style="width: 24.53%; height: 10px; background-color: #f0e68c;"></div>
Precincts Reporting	3 of 3		

NON Mayor Sheffield Lake City

Vote For 1	TOTAL	VOTE %	
Rocky Radeff	620	48.40%	<div style="width: 48.40%; height: 10px; background-color: #f0e68c;"></div>
Dennis Bring	361	28.18%	<div style="width: 28.18%; height: 10px; background-color: #f0e68c;"></div>
Romolo DeBottis	300	23.42%	<div style="width: 23.42%; height: 10px; background-color: #f0e68c;"></div>
Precincts Reporting	4 of 4		

1 Amherst Twp #3 / Local Option / Whiskyville Golf Club

Vote For 1	TOTAL	VOTE %	
Yes	41	75.93%	<div style="width: 75.93%; height: 10px; background-color: #f0e68c;"></div>
No	13	24.07%	<div style="width: 24.07%; height: 10px; background-color: #f0e68c;"></div>
Precincts Reporting	1 of 1		

2 Eaton Twp / Rep'l / Fire and EMS

Vote For 1	TOTAL	VOTE %	
For the Tax Levy	1,023	80.05%	<div style="width: 80.05%; height: 10px; background-color: #f0e68c;"></div>
Against the Tax Levy	255	19.95%	<div style="width: 19.95%; height: 10px; background-color: #f0e68c;"></div>
Precincts Reporting	3 of 3		

3 Mapleton LSD / Add'l Income Tax / Current Expenses

Vote For 1		TOTAL	VOTE %
Against the Tax	8	88.89%	
For the Tax	1	11.11%	
Precincts Reporting	1 of 1		

4 Midview LSD / Sub / Necessary Req

Vote For 1		TOTAL	VOTE %
For the Tax Levy	3,027	70.26%	
Against the Tax Levy	1,281	29.74%	
Precincts Reporting	13 of 13		

5 N. Ridgeville CSD / Bond / Constuct and Reno

Vote For 1		TOTAL	VOTE %
Against the Bond Issue	3,612	50.16%	
For the Bond Issue	3,589	49.84%	
Precincts Reporting	24 of 24		

6 Lorain County / Ren'l / Murray Ridge

Vote For 1		TOTAL	VOTE %
For the Tax Levy	20,438	73.20%	
Against the Tax Levy	7,483	26.80%	
Precincts Reporting	204 of 204		

7 Amherst City 1-B / Local Option / La Plaza

Vote For 1		TOTAL	VOTE %
Yes	106	86.18%	
No	17	13.82%	
Precincts Reporting	1 of 1		

8 Elyria City / Ren'l / Ops



Vote For 1		TOTAL	VOTE %
For the Income Tax	2,238	62.29%	
Against the Income Tax	1,355	37.71%	
Precincts Reporting	31 of 31		

9 Elyria City / Charter Amendment / Vacancies

Vote For 1		TOTAL	VOTE %
Yes	2,795	78.84%	
No	750	21.16%	
Precincts Reporting	31 of 31		



10 N. Ridgeville City 2-A / Local Option / Zip Thru

Vote For 1

	TOTAL	VOTE %	
Yes	175	80.65%	
No	42	19.35%	
Precincts Reporting	1 of 1		

11 Vermilion City 4-A / Local Option / Te'kila

Vote For 1

	TOTAL	VOTE %	
Yes	76	80.85%	
No	18	19.15%	
Precincts Reporting	1 of 1		