

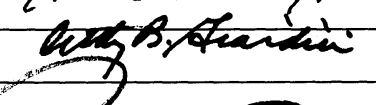




Official Certification of Results by Most Populous County (Candidates)

The Board of Elections of Lorain County hereby certifies that at the November 8, 2016 General Election the votes cast for the candidates for the office of Representative to Congress 4th District were as follows:

(The successful candidate is indicated by an asterisk.)

Candidates →	Janet Garrett(D)	Jim Jordan (R) *				
County	Votes	Votes	Votes	Votes	Votes	Votes
Allen	12,439	31,752				
Auglaize	3,916	19,114				
Champaign	4,387	13,555				
Crawford	5,282	12,765				
Erie	2,156	3,731				
Huron	4,739	7,818				
Logan	4,345	16,835				
Lorain	25,839	19,992				
Marion	7,020	13,613				
Mercer	323	1,371				
Sandusky	10,256	15,789				
Seneca	7,722	15,214				
Shelby	4,000	19,335				
Union	6,557	19,343				
Totals	98,981	210,227	0		0	



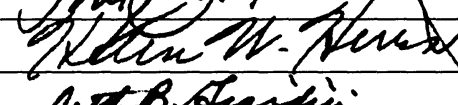


Date of Signing: November 23, 2016	
	Chair
	Member
	Member
	Member
Attest:	 Director

Official Certification of Results by Most Populous County (Candidates)

The Board of Elections of Lorain County hereby certifies that at the November 8, 2016 General Election the votes cast for the candidates for the office of State Representative 57th House District were as follows:

(The successful candidate is indicated by an asterisk.)

Candidates →	Tom Dunlap (D)	Disk Stein (R.) *				
County	Votes	Votes	Votes	Votes	Votes	Votes
Huron	8,981	15,341				
Lorain	11,636	18,198				
Totals	20,617	33,539	0	0	0	0

Date of Signing: November 23, 2016	
	Chair
	Member
	Member
	Member
Attest:	 Director

Certification of Official Results by Most Populous County for Local Questions and Issues

(Districts/subdivision results reported by county)

The Board of Elections of
certifies the votes cast in the election held
subdivision/district of →

Lorain	
8-Nov	2016
Herrick Memorial Library	

County hereby
in the
for the following:

- Tax Levy
 Bond Issue
 Inc. Tax
 Zoning
 Charter
 Misc.
 for the purpose of

Current Expenses

Millage or % for sales/income tax:


1.25 mills

List all counties **alphabetically**. Please include your totals also.

Vote(s) ▼

Overlap County/Countries ▼	For	Against	Comment(s)
Huron	66	102	
Lorain	2376	2058	
Total(s)	2442	2160	

66


 Chair
 Member
 Member
 Member

Chair
Member
Member
Member
Director

Attest:

