

DEM Delegates-at-Large and Alternates-at-Large to the National Convention

Vote For 1	TOTAL	VOTE %	
Joseph R. Biden Jr.	16,196	86.27%	<div style="width: 86.27%; background-color: #f1c40f;"></div>
Dean Phillips	2,577	13.73%	<div style="width: 13.73%; background-color: #95a5a6;"></div>
Precincts Reporting	204 of 204		

DEM For U.S. Senator

Vote For 1	TOTAL	VOTE %	
Sherrod Brown	19,460	100.00%	<div style="width: 100%; background-color: #f1c40f;"></div>
Precincts Reporting	204 of 204		

DEM Congress (5th District)

Vote For 1	TOTAL	VOTE %	
Keith Mundy	15,937	100.00%	<div style="width: 100%; background-color: #f1c40f;"></div>
Precincts Reporting	204 of 204		

DEM Justice of the Supreme Court (Full term commencing 1-1-2025)

Vote For 1	TOTAL	VOTE %	
Michael P. Donnelly	16,131	100.00%	<div style="width: 100%; background-color: #f1c40f;"></div>
Precincts Reporting	204 of 204		

DEM Justice of the Supreme Court (Full term commencing 1-2-2025)

Vote For 1	TOTAL	VOTE %	
Melody J. Stewart	16,117	100.00%	<div style="width: 100%; background-color: #f1c40f;"></div>
Precincts Reporting	204 of 204		

DEM For Justice of the Supreme Court (Unexpired term ending 12-31-2026)

Vote For 1	TOTAL	VOTE %	
Lisa Forbes	9,880	59.00%	<div style="width: 59%; background-color: #f1c40f;"></div>
Terri Jamison	6,867	41.00%	<div style="width: 41%; background-color: #95a5a6;"></div>
Precincts Reporting	204 of 204		

DEM Judge of the Court of Appeals (9th District) (Full term commencing 2-9-2025)

Vote For 1	TOTAL	VOTE %	
Steve Elliott	15,858	100.00%	<div style="width: 100%; background-color: #f1c40f;"></div>
Precincts Reporting	204 of 204		

DEM State Representative (52nd District)

Vote For 1	TOTAL	VOTE %	
Genevieve Flieger	6,033	100.00%	<div style="width: 100%; height: 10px; background-color: #f0e68c;"></div>
Precincts Reporting	81 of 81		

DEM State Representative (53rd District)

Vote For 1	TOTAL	VOTE %	
Joe Miller	6,726	100.00%	<div style="width: 100%; height: 10px; background-color: #f0e68c;"></div>
Precincts Reporting	79 of 79		

DEM State Representative (54th District)

Vote For 1	TOTAL	VOTE %	
Brenda Buchanan	3,681	100.00%	<div style="width: 100%; height: 10px; background-color: #f0e68c;"></div>
Precincts Reporting	47 of 47		

DEM Judge of the Court of Common Pleas (Full term commencing 1-1-2025)

Vote For 1	TOTAL	VOTE %	
Raymond J. Ewers	16,131	100.00%	<div style="width: 100%; height: 10px; background-color: #f0e68c;"></div>
Precincts Reporting	204 of 204		

DEM Judge of the Court of Common Pleas (Full term commencing 1-2-2025)

Vote For 1	TOTAL	VOTE %	
Matthew Bobrowski	5,721	31.85%	<div style="width: 31.85%; height: 10px; background-color: #f0e68c;"></div>
Donna Freeman	12,241	68.15%	<div style="width: 68.15%; height: 10px; background-color: #f0e68c;"></div>
Precincts Reporting	204 of 204		

DEM Judge of the Court of Common Pleas (Full term commencing 1-5-2025)

Vote For 1	TOTAL	VOTE %	
D. Chris Cook	16,207	100.00%	<div style="width: 100%; height: 10px; background-color: #f0e68c;"></div>
Precincts Reporting	204 of 204		

DEM Judge of the Court of Common Pleas (Full term commencing 1-6-2025)

Vote For 1	TOTAL	VOTE %	
Dan Petticord	15,337	100.00%	<div style="width: 100%; height: 10px; background-color: #f0e68c;"></div>
Precincts Reporting	204 of 204		

DEM Judge of the Court of Common Pleas, Domestic Division (Full term commencing 1-3-2025)

Vote For 1	TOTAL	VOTE %	
Lisa I. Swenski	16,006	100.00%	<div style="width: 100%; height: 10px; background-color: #f0e68c;"></div>
Precincts Reporting	204 of 204		

DEM Judge of the Court of Common Pleas, Domestic Division (Full term commencing 1-4-2025)

Vote For 1	TOTAL	VOTE %	
Frank J. Janik	16,156	100.00%	<div style="width: 100%; height: 10px; background-color: #f0e68c;"></div>
Precincts Reporting	204 of 204		

DEM County Commissioner (Full term commencing 1-2-2025)

Vote For 1	TOTAL	VOTE %	
Charles Brown	1,537	8.41%	<div style="width: 8.41%; height: 10px; background-color: #f0e68c;"></div>
Tony Dimacchia	7,268	39.79%	<div style="width: 39.79%; height: 10px; background-color: #f0e68c;"></div>
Martin M. Heberling III	3,509	19.21%	<div style="width: 19.21%; height: 10px; background-color: #f0e68c;"></div>
Carolyn Y. White	5,954	32.59%	<div style="width: 32.59%; height: 10px; background-color: #f0e68c;"></div>
Precincts Reporting	204 of 204		

DEM County Commissioner (Full term commencing 1-3-2025)

Vote For 1	TOTAL	VOTE %	
Brian A. Baker	16,134	100.00%	<div style="width: 100%; height: 10px; background-color: #f0e68c;"></div>
Precincts Reporting	204 of 204		

DEM County Prosecutor

Vote For 1	TOTAL	VOTE %	
J.D. Tomlinson	16,361	100.00%	<div style="width: 100%; height: 10px; background-color: #f0e68c;"></div>
Precincts Reporting	204 of 204		

DEM Clerk of the Court of Common Pleas

Vote For 1	TOTAL	VOTE %	
Tom Orlando	16,004	100.00%	<div style="width: 100%; height: 10px; background-color: #f0e68c;"></div>
Precincts Reporting	204 of 204		

DEM Sheriff

Vote For 1	TOTAL	VOTE %	
Richard Resendez	11,248	59.74%	<div style="width: 59.74%; height: 10px; background-color: #f0e68c;"></div>
Rick Thomas	7,581	40.26%	<div style="width: 40.26%; height: 10px; background-color: #f0e68c;"></div>
Precincts Reporting	204 of 204		

DEM County Recorder

Vote For 1	TOTAL	VOTE %	
Jeff Bearer	6,078	34.26%	<div style="width: 34.26%; height: 10px; background-color: #f0e68c;"></div>
Dawn Walther	11,665	65.74%	<div style="width: 65.74%; height: 10px; background-color: #f0e68c;"></div>
Precincts Reporting	204 of 204		

DEM County Treasurer

Vote For 1		TOTAL	VOTE %
Daniel J. Talarek	17,230	100.00%	<div style="width: 100%;"></div>
Precincts Reporting	204 of 204		

DEM County Engineer

Vote For 1		TOTAL	VOTE %
Ken Carney	16,329	100.00%	<div style="width: 100%;"></div>
Precincts Reporting	204 of 204		

DEM Coroner

Vote For 1		TOTAL	VOTE %
No Valid Petition Filed	0		
Precincts Reporting	204 of 204		

REP Delegates-at-Large and Alternates-at-Large to the National Convention

Vote For 1		TOTAL	VOTE %
Chris Christie	419	1.61%	<div style="width: 1.61%;"></div>
Ron DeSantis	814	3.12%	<div style="width: 3.12%;"></div>
Nikki R. Haley	4,131	15.83%	<div style="width: 15.83%;"></div>
Vivek Ramaswamy	262	1.00%	<div style="width: 1.00%;"></div>
Donald J. Trump	20,465	78.44%	<div style="width: 78.44%;"></div>
Precincts Reporting	204 of 204		

REP District Delegates and District Alternates to the National Convention (5th District)

Vote For 1		TOTAL	VOTE %
Chris Christie	520	2.01%	<div style="width: 2.01%;"></div>
Ron DeSantis	1,200	4.63%	<div style="width: 4.63%;"></div>
Nikki R. Haley	4,203	16.22%	<div style="width: 16.22%;"></div>
Vivek Ramaswamy	566	2.18%	<div style="width: 2.18%;"></div>
Donald J. Trump	19,416	74.95%	<div style="width: 74.95%;"></div>
Precincts Reporting	204 of 204		

REP U.S. Senate

Vote For 1		TOTAL	VOTE %
Matt Dolan	9,076	34.84%	<div style="width: 34.84%;"></div>
Frank LaRose	3,457	13.27%	<div style="width: 13.27%;"></div>
Bernie Moreno	13,516	51.89%	<div style="width: 51.89%;"></div>
Precincts Reporting	204 of 204		

REP Congress (5th District)

Vote For 1	TOTAL	VOTE %
Bob Latta	16,297	75.95%
Robert L. Owsiak Jr.	5,160	24.05%
Precincts Reporting	204 of 204	

REP Justice of the Supreme Court (Full term commencing 1-1-2025)

Vote For 1	TOTAL	VOTE %
Megan E. Shanahan	17,822	100.00%
Precincts Reporting	204 of 204	

REP Justice of the Supreme Court (Full term commencing 1-2-2025)

Vote For 1	TOTAL	VOTE %
Joseph T. Deters	17,469	100.00%
Precincts Reporting	204 of 204	

REP Justice of the Supreme Court (Unexpired term ending 12-31-2026)

Vote For 1	TOTAL	VOTE %
Daniel R. Hawkins	17,212	100.00%
Precincts Reporting	204 of 204	

REP Judge of the Court of Appeals (9th District) (Full term commencing 2-9-2025)

Vote For 1	TOTAL	VOTE %
Jennifer Hensal	17,394	100.00%
Precincts Reporting	204 of 204	

REP State Central Committee, Man

Vote For 1	TOTAL	VOTE %
Mike Witte	17,289	100.00%
Precincts Reporting	204 of 204	

REP State Central Committee, Woman

Vote For 1	TOTAL	VOTE %
Jean A. Anderson	16,646	100.00%
Precincts Reporting	204 of 204	

REP State Representative (52nd District)

Vote For 1	TOTAL	VOTE %
Gayle Manning	7,724	100.00%
Precincts Reporting	81 of 81	

REP State Representative (53rd District)

Vote For 1	TOTAL	VOTE %	
Bradley Lacko	5,133	100.00%	<div style="width: 100%; height: 10px; background-color: #f0e68c;"></div>
Precincts Reporting	79 of 79		

REP State Representative (54th District)

Vote For 1	TOTAL	VOTE %	
Kellie Deeter	4,655	65.71%	<div style="width: 65.71%; height: 10px; background-color: #f0e68c;"></div>
Anthony Savage	2,429	34.29%	<div style="width: 34.29%; height: 10px; background-color: #d3d3d3;"></div>
Precincts Reporting	47 of 47		

REP Judge of the Court of Common Pleas (Full term commencing 1-1-2025)

Vote For 1	TOTAL	VOTE %	
No Valid Petition Filed	0		
Precincts Reporting	204 of 204		

REP Judge of the Court of Common Pleas (Full term commencing 1-2-2025)

Vote For 1	TOTAL	VOTE %	
Richard Ramsey	17,297	100.00%	<div style="width: 100%; height: 10px; background-color: #f0e68c;"></div>
Precincts Reporting	204 of 204		

REP Judge of the Court of Common Pleas (Full term commencing 1-5-2025)

Vote For 1	TOTAL	VOTE %	
No Valid Petition Filed	0		
Precincts Reporting	204 of 204		

REP Judge of the Court of Common Pleas (Full term commencing 1-6-2025)

Vote For 1	TOTAL	VOTE %	
Giovanna Scaletta-Bremke	16,736	100.00%	<div style="width: 100%; height: 10px; background-color: #f0e68c;"></div>
Precincts Reporting	204 of 204		

REP Judge of the Court of Common Pleas, Domestic Division (Full term commencing 1-3-2025)

Vote For 1	TOTAL	VOTE %	
No Valid Petition Filed	0		
Precincts Reporting	204 of 204		

REP Judge of the Court of Common Pleas, Domestic Division (Full term commencing 1-4-2025)

Vote For 1	TOTAL	VOTE %	
Anthony J. Hurst	16,345	100.00%	<div style="width: 100%; height: 10px; background-color: #f0e68c;"></div>
Precincts Reporting	204 of 204		

REP County Commissioner (Full term commencing 1-2-2025)

Vote For 1	TOTAL	VOTE %	
Martin Gallagher	16,238	69.23%	<div style="width: 69.23%; background-color: #f0e68c;"></div>
Michelle Hung	7,217	30.77%	<div style="width: 30.77%; background-color: #d3d3d3;"></div>
Precincts Reporting	204 of 204		

REP County Commissioner (Full term commencing 1-3-2025)

Vote For 1	TOTAL	VOTE %	
David J. Moore	12,727	60.56%	<div style="width: 60.56%; background-color: #f0e68c;"></div>
Matthew P. Spears	8,289	39.44%	<div style="width: 39.44%; background-color: #d3d3d3;"></div>
Precincts Reporting	204 of 204		

REP County Prosecutor

Vote For 1	TOTAL	VOTE %	
Tony Cillo	17,234	100.00%	<div style="width: 100.00%; background-color: #f0e68c;"></div>
Precincts Reporting	204 of 204		

REP Clerk of the Court of Common Pleas

Vote For 1	TOTAL	VOTE %	
Maurice E. Corbin III	16,469	100.00%	<div style="width: 100.00%; background-color: #f0e68c;"></div>
Precincts Reporting	204 of 204		

REP County Sheriff

Vote For 1	TOTAL	VOTE %	
Jack M. Hall	17,638	100.00%	<div style="width: 100.00%; background-color: #f0e68c;"></div>
Precincts Reporting	204 of 204		

REP County Recorder

Vote For 1	TOTAL	VOTE %	
Mike Doran	17,086	100.00%	<div style="width: 100.00%; background-color: #f0e68c;"></div>
Precincts Reporting	204 of 204		


REP County Treasurer

Vote For 1	TOTAL	VOTE %	
John C. Prajzner	16,558	100.00%	<div style="width: 100.00%; background-color: #f0e68c;"></div>
Precincts Reporting	204 of 204		


REP County Engineer

Vote For 1	TOTAL	VOTE %
No Valid Petition Filed	0	
Precincts Reporting	204 of 204	



REP Coroner

Vote For 1	TOTAL	VOTE %
Frank P. Miller III	17,398	100.00% 
Precincts Reporting	204 of 204	

1 AMC 3-A / Local Option / The Golf Lounge

Vote For 1	TOTAL	VOTE %
Yes	259	80.19% 
No	64	19.81% 
Precincts Reporting	1 of 1	



2 Avon Lake City / Ren'l / Ambulance & EMS

Vote For 1	TOTAL	VOTE %
For the Tax Levy	3,513	76.96% 
Against the Tax Levy	1,052	23.04% 
Precincts Reporting	17 of 17	



3 LaGrange Village / Ren'l / Current Expenses

Vote For 1	TOTAL	VOTE %
For the Tax Levy	235	59.19% 
Against the Tax Levy	162	40.81% 
Precincts Reporting	2 of 2	

4 Lorain City / Ren'l 1/4 of 1% Income Tax / General Operating Funds & Equipment

Vote For 1	TOTAL	VOTE %
For the Income Tax	3,576	55.23% 
Against the Income Tax	2,899	44.77% 
Precincts Reporting	44 of 44	

6 Lorain City 1-F / Local Option / Knights on Kansas

Vote For 1	TOTAL	VOTE %
Yes	55	82.09% 
No	12	17.91% 
Precincts Reporting	1 of 1	

7 N. Ridgeville City / Ren'l / Ambulance & EMS

Vote For 1	TOTAL	VOTE %	
For the Tax Levy	4,735	71.35%	
Against the Tax Levy	1,901	28.65%	
Precincts Reporting	24 of 24		

8 N. Ridgeville City / Ren'l / Current Exp of NR Branch Library

Vote For 1	TOTAL	VOTE %	
For the Tax Levy	4,514	67.90%	
Against the Tax Levy	2,134	32.10%	
Precincts Reporting	24 of 24		

9 Oberlin City / Charter Amendment / Terms of Council

Vote For 1	TOTAL	VOTE %	
Yes	665	41.88%	
No	923	58.12%	
Precincts Reporting	8 of 8		

10 Oberlin City / Charter Amendment / Viewing of Council Mtgs

Vote For 1	TOTAL	VOTE %	
Yes	1,230	78.49%	
No	337	21.51%	
Precincts Reporting	8 of 8		

11 Oberlin City / Charter Amendment / Method to Create or Change Office & Other Items

Vote For 1	TOTAL	VOTE %	
Yes	1,121	74.19%	
No	390	25.81%	
Precincts Reporting	8 of 8		

12 Oberlin City / Charter Amendment / Reading of Ordinances & Resolutions

Vote For 1	TOTAL	VOTE %	
Yes	1,041	70.15%	
No	443	29.85%	
Precincts Reporting	8 of 8		

13 Oberlin City / Charter Amendment / Procedures for Ordinances & Resolutions

Vote For 1	TOTAL	VOTE %	
Yes	969	64.90%	
No	524	35.10%	
Precincts Reporting	8 of 8		

14 Oberlin City / Charter Amendment / Duties of City Manager

Vote For 1		TOTAL	VOTE %
Yes	1,209	81.20%	
No	280	18.80%	
Precincts Reporting		8 of 8	

15 Oberlin City / Charter Amendment / Civil Service Rules

Vote For 1		TOTAL	VOTE %
Yes	1,231	79.73%	
No	313	20.27%	
Precincts Reporting		8 of 8	

16 Rochester Village / Rep'l / Current Expenses

Vote For 1		TOTAL	VOTE %
For the Tax Levy	25	56.82%	
Against the Tax Levy	19	43.18%	
Precincts Reporting		1 of 1	

17 Amherst Township #1 / Local Option / ESP Brewing

Vote For 1		TOTAL	VOTE %
Yes	285	80.97%	
No	67	19.03%	
Precincts Reporting		1 of 1	

18 Brownhelm Township / Ren'l / Fire & EMS

Vote For 1		TOTAL	VOTE %
For the Tax Levy	299	71.70%	
Against the Tax Levy	118	28.30%	
Precincts Reporting		1 of 1	



19 Eaton Township / Zoning Referendum / Approve or Reject Change to Heavy Industrial

Vote For 1		TOTAL	VOTE %
Yes	267	16.17%	
No	1,384	83.83%	
Precincts Reporting		3 of 3	



20 Grafton Township / Rep'l / Repair of Streets, Roads & Bridges

Vote For 1		TOTAL	VOTE %
For the Tax Levy	287	52.18%	
Against the Tax Levy	263	47.82%	
Precincts Reporting		2 of 2	



21 Elyria City School District / Ren'l / Current Expenses

Vote For 1	TOTAL	VOTE %	
For the Tax Levy	4,044	64.05%	
Against the Tax Levy	2,270	35.95%	
Precincts Reporting	33 of 33		



22 Elyria City School District / Ren'l / Emergency Requirements

Vote For 1	TOTAL	VOTE %	
For the Tax Levy	3,825	60.63%	
Against the Tax Levy	2,484	39.37%	
Precincts Reporting	33 of 33		


23 Oberlin Public Library / Ren'l / Current Expenses

Vote For 1	TOTAL	VOTE %	
For the Tax Levy	1,558	76.19%	
Against the Tax Levy	487	23.81%	
Precincts Reporting	12 of 12		

24 Lorain Port Authority / Rep'l / Operating Expenses

Vote For 1	TOTAL	VOTE %	
For the Tax Levy	3,685	56.54%	
Against the Tax Levy	2,832	43.46%	
Precincts Reporting	44 of 44		

25 Strongsville City School District / Ren'l / Current Expenses

Vote For 1	TOTAL	VOTE %	
For the Tax Levy	22	64.71%	
Against the Tax Levy	12	35.29%	
Precincts Reporting	1 of 1		