

Amherst City Mayor

Vote For 1

TOTAL VOTE %

Mark L. Costilow (R)	3,964	100.00%	
Precincts Reporting	9 of 9		

Amherst City Law Director

Vote For 1

TOTAL VOTE %

Anthony R. Pecora (D)	3,532	100.00%	
Precincts Reporting	9 of 9		

Amherst City Auditor

Vote For 1

TOTAL VOTE %

Brenda L. Phillips (R)	2,568	50.26%	
David Janik (D)	2,541	49.74%	
Precincts Reporting	9 of 9		

Amherst City Council (1st Ward)

Vote For 1

TOTAL VOTE %

Brian Dembinski (D)	757	55.22%	
Kevin DeLong (R)	614	44.78%	
Precincts Reporting	2 of 2		

Amherst City Council (2nd Ward)

Vote For 1

TOTAL VOTE %

Becky Harmych (D)	668	50.84%	
Kristin Dickerhoff (R)	646	49.16%	
Precincts Reporting	3 of 3		

Amherst City Council (3rd Ward)

Vote For 1

TOTAL VOTE %

Jake Wachholz (D)	751	100.00%	
Precincts Reporting	2 of 2		

Amherst City Council (4th Ward)

Vote For 1

TOTAL VOTE %

Matthew W. Nahorn (R)	756	56.29%	
Melissa K. Brown (D)	587	43.71%	
Precincts Reporting	2 of 2		

Avon Lake Municipal Court Judge

Vote For 1	TOTAL	VOTE %	
Allison L. Manning	11,526	58.03%	
Geoffrey R. Smith	8,336	41.97%	
Precincts Reporting	36 of 36		

Avon City Council At Large

Vote For 3	TOTAL	VOTE %	
Brian Fischer	4,914	26.75%	
Michelle L. Patton	4,195	22.84%	
Mary Berges	3,318	18.06%	
Craig Witherspoon	3,297	17.95%	
Heidi Carrion	2,646	14.40%	
Precincts Reporting	16 of 16		

Avon Lake City Mayor

Vote For 1	TOTAL	VOTE %	
Mark A. Spaetzel	8,111	69.30%	
Karl C. Zuber	3,594	30.70%	
Precincts Reporting	17 of 17		

Avon Lake City Council (1st Ward)

Vote For 1	TOTAL	VOTE %	
Rob Shahmir	1,290	51.01%	
Tracey Corbo	1,239	48.99%	
Precincts Reporting	5 of 5		

Avon Lake City Council (2nd Ward)

Vote For 1	TOTAL	VOTE %	
Jennifer G. Fenderbosch	1,927	60.62%	
Bob Brooks	1,252	39.38%	
Precincts Reporting	5 of 5		

Avon Lake City Council (3rd Ward)

Vote For 1	TOTAL	VOTE %	
Amy Gentry	1,275	62.50%	
Deanna M. Leitner	765	37.50%	
Precincts Reporting	3 of 3		

Avon Lake City Council (4th Ward)

	TOTAL	VOTE %	
David L. Kos	2,068	100.00%	<div style="width: 100%; height: 10px; background-color: #f0e68c;"></div>
Precincts Reporting	4 of 4		

Avon Lake Board of Municipal Utilities

	TOTAL	VOTE %	
Dana Schnabel	5,824	36.43%	<div style="width: 36.43%; height: 10px; background-color: #f0e68c;"></div>
David J. Rickey	5,139	32.14%	<div style="width: 32.14%; height: 10px; background-color: #f0e68c;"></div>
John G. Dzwonczyk	5,024	31.43%	<div style="width: 31.43%; height: 10px; background-color: #f0e68c;"></div>
Precincts Reporting	17 of 17		

Elyria City Mayor

	TOTAL	VOTE %	
Kevin A. Brubaker (D)	6,616	43.75%	<div style="width: 43.75%; height: 10px; background-color: #f0e68c;"></div>
Frank Whitfield	6,118	40.45%	<div style="width: 40.45%; height: 10px; background-color: #f0e68c;"></div>
Alice Gobeille (R)	1,987	13.14%	<div style="width: 13.14%; height: 10px; background-color: #f0e68c;"></div>
William M. Grace	402	2.66%	<div style="width: 2.66%; height: 10px; background-color: #f0e68c;"></div>
Precincts Reporting	31 of 31		

Elyria City Finance Director

	TOTAL	VOTE %	
Ted M. Pileski (D)	10,231	100.00%	<div style="width: 100%; height: 10px; background-color: #f0e68c;"></div>
Precincts Reporting	31 of 31		

Elyria City Law Director

	TOTAL	VOTE %	
Amanda R. Deery (D)	9,345	68.29%	<div style="width: 68.29%; height: 10px; background-color: #f0e68c;"></div>
Honey Howard (R)	4,340	31.71%	<div style="width: 31.71%; height: 10px; background-color: #f0e68c;"></div>
Precincts Reporting	31 of 31		

Elyria City Council At Large

	TOTAL	VOTE %	
Phil Tollett (D)	6,773	15.30%	<div style="width: 15.30%; height: 10px; background-color: #f0e68c;"></div>
Thomas G. Callahan (D)	6,669	15.06%	<div style="width: 15.06%; height: 10px; background-color: #f0e68c;"></div>
Victor F. Stewart III (D)	6,582	14.87%	<div style="width: 14.87%; height: 10px; background-color: #f0e68c;"></div>
Chad Schneider (D)	6,454	14.58%	<div style="width: 14.58%; height: 10px; background-color: #f0e68c;"></div>
Garry Gibbs (R)	5,210	11.77%	<div style="width: 11.77%; height: 10px; background-color: #f0e68c;"></div>
John Gall (R)	4,286	9.68%	<div style="width: 9.68%; height: 10px; background-color: #f0e68c;"></div>
Ray Noble (R)	4,215	9.52%	<div style="width: 9.52%; height: 10px; background-color: #f0e68c;"></div>
James L. Miller (R)	4,088	9.23%	<div style="width: 9.23%; height: 10px; background-color: #f0e68c;"></div>
Precincts Reporting	31 of 31		

Elyria City Council (1st Ward)

Vote For 1	TOTAL	VOTE %	
Andrew C.G. Lipian	1,207	60.62%	
Matthew Van Wormer (D)	784	39.38%	
Precincts Reporting	4 of 4		

Elyria City Council (2nd Ward)

Vote For 1	TOTAL	VOTE %	
Brenda K. Davis (D)	970	100.00%	
Precincts Reporting	4 of 4		

Elyria City Council (3rd Ward)

Vote For 1	TOTAL	VOTE %	
Mary F. Siwierka (D)	1,682	54.01%	
Maurice E. Corbin III (R)	1,280	41.10%	
Evan J. Petrisko	152	4.88%	
Precincts Reporting	5 of 5		

Elyria City Council (4th Ward)

Vote For 1	TOTAL	VOTE %	
Kenny Oswald (D)	1,729	62.35%	
Jeff Baxter (R)	920	33.18%	
Patrick Spears	124	4.47%	
Precincts Reporting	5 of 5		

Elyria City Council (5th Ward)

Vote For 1	TOTAL	VOTE %	
Brad Armstrong	581	50.43%	
Brenda W. Warren (D)	571	49.57%	
Precincts Reporting	4 of 4		

Elyria City Council (6th Ward)

Vote For 1	TOTAL	VOTE %	
Donna Mitchell (D)	1,127	100.00%	
Precincts Reporting	4 of 4		

Elyria City Council (7th Ward)

Vote For 1	TOTAL	VOTE %	
Jack W. Cerra (D)	1,399	74.38%	
Candidate Withdrawn (Votes not	482	25.62%	
Precincts Reporting	5 of 5		

Lorain City Mayor

Vote For 1		TOTAL	VOTE %
Jack W. Bradley (D)		10,947	100.00%
Precincts Reporting		44 of 44	

Lorain City President of Council

Vote For 1		TOTAL	VOTE %
Joel P. Arredondo (D)		9,388	100.00%
Precincts Reporting		44 of 44	

Lorain City Auditor

Vote For 1		TOTAL	VOTE %
Karen A. Shawver (D)		9,128	100.00%
Precincts Reporting		44 of 44	

Lorain City Law Director

Vote For 1		TOTAL	VOTE %
Patrick D. Riley (D)		9,269	100.00%
Precincts Reporting		44 of 44	

Lorain City Council At Large

Vote For 3		TOTAL	VOTE %
Tony Dimacchia (D)		7,401	24.94%
Sylvia DuVall (D)		6,148	20.72%
Joseph F. Koziura (D)		5,994	20.20%
Gilbert Garcia (R)		3,973	13.39%
Brandon J. Wysocki		3,107	10.47%
Marlin Linger (R)		3,051	10.28%
Precincts Reporting		44 of 44	

Lorain City Council (1st Ward)

Vote For 1		TOTAL	VOTE %
Beth Henley (D)		886	55.41%
Josh Garcia		713	44.59%
Precincts Reporting		6 of 6	

Lorain City Council (2nd Ward)

Vote For 1		TOTAL	VOTE %
Victoria Kempton (D)		770	100.00%
Precincts Reporting		5 of 5	

Lorain City Council (3rd Ward)

Vote For 1		TOTAL	VOTE %
Pamela M. Carter (D)		1,102	100.00%
Precincts Reporting		6 of 6	

Lorain City Council (4th Ward)

Vote For 1		TOTAL	VOTE %
Dan Nutt (D)		1,309	100.00%
Precincts Reporting		6 of 6	

Lorain City Council (5th Ward)

Vote For 1		TOTAL	VOTE %
JoAnne Moon (D)		641	100.00%
Precincts Reporting		4 of 4	

Lorain City Council (6th Ward)

Vote For 1		TOTAL	VOTE %
Antonio L. Baez (D)		1,049	100.00%
Precincts Reporting		4 of 4	

Lorain City Council (7th Ward)

Vote For 1		TOTAL	VOTE %
Mary E. Spellacy (D)		1,437	100.00%
Precincts Reporting		7 of 7	

Lorain City Council (8th Ward)

Vote For 1		TOTAL	VOTE %
Joshua Thornsberry (D)		1,873	75.25%
Jacquelyn A. Betzel-Conrad		616	24.75%
Precincts Reporting		6 of 6	

North Ridgeville City Mayor

Vote For 1		TOTAL	VOTE %
Kevin Corcoran (R)		7,977	51.79%
Paul Wolanski (D)		7,427	48.21%
Precincts Reporting		24 of 24	

North Ridgeville City Council (1st Ward)

Vote For 1		TOTAL	VOTE %
Holly A. Swenk (R)	2,132	59.30%	
Susan Olsen (D)	1,463	40.70%	
Precincts Reporting	5 of 5		

North Ridgeville City Council (2nd Ward)

Vote For 1		TOTAL	VOTE %
Eric Todd Shaffer (R)	1,654	50.35%	
Robert Holub (D)	1,631	49.65%	
Precincts Reporting	5 of 5		

North Ridgeville City Council (3rd Ward)

Vote For 1		TOTAL	VOTE %
Bruce F. Abens (R)	2,842	100.00%	
Precincts Reporting	7 of 7		

North Ridgeville City Council (4th Ward)

Vote For 1		TOTAL	VOTE %
Clifford B. Winkel (R)	1,778	52.43%	
Genevieve Flieger (D)	1,613	47.57%	
Precincts Reporting	7 of 7		

Elyria Municipal Clerk of Court

Vote For 1		TOTAL	VOTE %
Eric J. Rothgery	21,142	60.29%	
Greg Fanning	13,928	39.71%	
Precincts Reporting	77 of 77		

Oberlin City Council At Large

Vote For 7		TOTAL	VOTE %
Eboni A. Johnson	2,065	13.25%	
Ray English	1,673	10.73%	
Jessa D. New	1,599	10.26%	
Libni Lopez	1,542	9.89%	
Kristin L. Peterson	1,472	9.44%	
Michael McFarlin	1,424	9.13%	
Joe Waltzer	1,397	8.96%	
Bryan Burgess	1,349	8.65%	
Elizabeth J. Meadows	1,346	8.63%	
Frieda Fuchs	925	5.93%	
Joseph L. Peek	797	5.11%	
Precincts Reporting	8 of 8		

Sheffield Lake City Mayor

Vote For 1		TOTAL	VOTE %
Rocky Radeff	1,916	63.53%	
Dennis Bring	1,100	36.47%	
Precincts Reporting	4 of 4		

Sheffield Lake President of Council

Vote For 1		TOTAL	VOTE %
Richard Rosso	2,046	100.00%	
Precincts Reporting	4 of 4		

Sheffield Lake City Council At Large

Vote For 3		TOTAL	VOTE %
Rosa Gee	1,506	28.44%	
Steve Kovach	1,356	25.60%	
Mark Cizl	1,221	23.06%	
Adam Shaw	1,213	22.90%	
Precincts Reporting	4 of 4		

Sheffield Lake City Council (4th Ward) (Unexpired Term)

Vote For 1		TOTAL	VOTE %
Write-In: Romolo DeBottis	40	74.07%	
Write-In: Invalid	14	25.93%	
Write-In Totals	54	100.00%	
Not Assigned	0	0.00%	
Precincts Reporting	1 of 1		

Vermilion City President of Council

Vote For 1		TOTAL	VOTE %
Steve Herron	1,496	100.00%	
Precincts Reporting	4 of 4		

Vermilion City Council At Large

Vote For 1		TOTAL	VOTE %
Gary B. Howell Jr.	972	57.31%	
Beth A. Deck	724	42.69%	
Precincts Reporting	4 of 4		

Vermilion City Council (1st Ward)

Vote For 1		TOTAL	VOTE %
Patricia L. West	280	100.00%	
Precincts Reporting	1 of 1		

Vermilion City Council (3rd Ward)

Vote For 1		TOTAL	VOTE %
Teresa Mayle	59	56.19%	
Drew R. Werley	46	43.81%	
Precincts Reporting	1 of 1		

Vermilion City Council (4th Ward)

Vote For 1		TOTAL	VOTE %
Jeff Lucas	369	50.48%	
Barb Brady	307	42.00%	
Monica Bauer	55	7.52%	
Precincts Reporting	1 of 1		

Vermilion City Council (5th Ward)

Vote For 1		TOTAL	VOTE %
Brian Holmes	486	68.84%	
Richard S. Pall	220	31.16%	
Precincts Reporting	2 of 2		

Grafton Village Mayor

Vote For 1		TOTAL	VOTE %
Charles L. Duke Jr.	559	51.57%	
David M. DiVencenzo	525	48.43%	
Precincts Reporting	2 of 2		

Grafton Village Clerk

Vote For 1		TOTAL	VOTE %
Stephanie L. Barnhart	718	100.00%	
Precincts Reporting	2 of 2		

Grafton Village Council (3rd Ward)

Vote For 1		TOTAL	VOTE %
Pat McCort	163	100.00%	
Precincts Reporting	1 of 1		

Grafton Village Council (4th Ward)

Vote For 1		TOTAL	VOTE %
Lynette M. Kitts	231	100.00%	
Precincts Reporting	1 of 1		

Kipton Village Mayor

Vote For 1

	TOTAL	VOTE %	
Robert Meilander	59	100.00%	<div style="width: 100%; height: 10px; background-color: #f0e68c;"></div>
Precincts Reporting	1 of 1		

Kipton Village Council

Vote For 2

	TOTAL	VOTE %	
Patricia A. Eschen	75	100.00%	<div style="width: 100%; height: 10px; background-color: #f0e68c;"></div>
No Valid Petition Filed	0	0.00%	<div style="width: 0%; height: 10px; background-color: #d3d3d3;"></div>
Precincts Reporting	1 of 1		

LaGrange Village Mayor

Vote For 1

	TOTAL	VOTE %	
Gary R. Kincannon	647	100.00%	<div style="width: 100%; height: 10px; background-color: #f0e68c;"></div>
Precincts Reporting	2 of 2		

LaGrange Village Council

Vote For 2

	TOTAL	VOTE %	
Rhonda Smith	463	40.19%	<div style="width: 40.19%; height: 10px; background-color: #f0e68c;"></div>
Curtis Karpinski	376	32.64%	<div style="width: 32.64%; height: 10px; background-color: #f0e68c;"></div>
Chris Homoelle	313	27.17%	<div style="width: 27.17%; height: 10px; background-color: #f0e68c;"></div>
Precincts Reporting	2 of 2		

LaGrange Village Council (Unexpired Term)

Vote For 1



	TOTAL	VOTE %	
Richard D. Honer	539	95.06%	<div style="width: 95.06%; height: 10px; background-color: #f0e68c;"></div>
Write-In: Amy Schmitz	27	4.76%	<div style="width: 4.76%; height: 10px; background-color: #f0e68c;"></div>
Write-In: Invalid	1	0.18%	<div style="width: 0.18%; height: 10px; background-color: #f0e68c;"></div>
Write-In Totals	28	4.94%	<div style="width: 4.94%; height: 10px; background-color: #f0e68c;"></div>
Not Assigned	0	0.00%	<div style="width: 0%; height: 10px; background-color: #d3d3d3;"></div>
Precincts Reporting	2 of 2		

Rochester Village Mayor





Vote For 1

	TOTAL	VOTE %	
Write-In: Matthew Livingston	13	76.47%	<div style="width: 76.47%; height: 10px; background-color: #f0e68c;"></div>
Write-In: Invalid	4	23.53%	<div style="width: 23.53%; height: 10px; background-color: #f0e68c;"></div>
Write-In Totals	17	100.00%	<div style="width: 100%; height: 10px; background-color: #f0e68c;"></div>
Not Assigned	0	0.00%	<div style="width: 0%; height: 10px; background-color: #d3d3d3;"></div>
Precincts Reporting	1 of 1		

Rochester Village Council

	TOTAL	VOTE %	
Vote For 2			
Susan Sparks	55	100.00%	
No Valid Petition Filed	0	0.00%	
Precincts Reporting	1 of 1		







Sheffield Village Mayor

	TOTAL	VOTE %	
Vote For 1			
Robert C. Markovich	1,342	97.18%	
Write-In: Invalid	39	2.82%	
Write-In Totals	39	2.82%	
Not Assigned	0	0.00%	
Precincts Reporting	3 of 3		

Sheffield Village Council

	TOTAL	VOTE %	
Vote For 2			
Kevin S. Watkinson	914	50.95%	
Mitchell R. Carr	880	49.05%	
Precincts Reporting	3 of 3		

South Amherst Village Mayor

	TOTAL	VOTE %	
Vote For 1			
Scott Jones	374	60.62%	
David J. Leshinski	237	38.41%	
Write-In: Richard Cremeans	4	0.65%	
Write-In: Invalid	2	0.32%	
Write-In Totals	6	0.97%	
Not Assigned	0	0.00%	
Precincts Reporting	1 of 1		

South Amherst Village Council

	TOTAL	VOTE %	
Vote For 2			
Michele Jeffers	364	57.78%	
David T. Troike	266	42.22%	
Precincts Reporting	1 of 1		

South Amherst Village Board of Public Affairs

	TOTAL	VOTE %	
Vote For 2			
No Valid Petition Filed	0		
Precincts Reporting	1 of 1		

Wellington Village Mayor

Vote For 1

	TOTAL	VOTE %	
Hans M. Schneider	1,160	100.00%	<div style="width: 100%; height: 10px; background-color: #f0e68c;"></div>
Precincts Reporting	3 of 3		

Wellington Village Council

Vote For 3

	TOTAL	VOTE %	
Guy Wells	782	28.21%	<div style="width: 28.21%; height: 10px; background-color: #f0e68c;"></div>
Mark E. Bughman	748	26.98%	<div style="width: 26.98%; height: 10px; background-color: #f0e68c;"></div>
Helen Dronsfield	690	24.89%	<div style="width: 24.89%; height: 10px; background-color: #f0e68c;"></div>
Stephen D. Boham	552	19.91%	<div style="width: 19.91%; height: 10px; background-color: #f0e68c;"></div>
Precincts Reporting	3 of 3		

Amherst Township Trustee

Vote For 1

	TOTAL	VOTE %	
David C. Urig	1,167	54.41%	<div style="width: 54.41%; height: 10px; background-color: #f0e68c;"></div>
David Abraham	697	32.49%	<div style="width: 32.49%; height: 10px; background-color: #f0e68c;"></div>
Heath J. Baus	281	13.10%	<div style="width: 13.10%; height: 10px; background-color: #f0e68c;"></div>
Precincts Reporting	5 of 5		

Amherst Township Fiscal Officer

Vote For 1

	TOTAL	VOTE %	
Christine M. Kish	1,636	100.00%	<div style="width: 100%; height: 10px; background-color: #f0e68c;"></div>
Precincts Reporting	5 of 5		

Brighton Township Trustee

Vote For 1

	TOTAL	VOTE %	
Kenneth Ziegler	253	100.00%	<div style="width: 100%; height: 10px; background-color: #f0e68c;"></div>
Precincts Reporting	1 of 1		

Brighton Township Fiscal Officer

Vote For 1

	TOTAL	VOTE %	
No Valid Petition Filed	0		
Precincts Reporting	1 of 1		

Brownhelm Township Trustee

Vote For 1

	TOTAL	VOTE %	
Dan DePalma	2,116	100.00%	<div style="width: 100%; height: 10px; background-color: #f0e68c;"></div>
Precincts Reporting	5 of 5		

Brownhelm Township Fiscal Officer

Vote For 1		TOTAL	VOTE %
Debra Mastellone		1,876	100.00%
Precincts Reporting		5 of 5	

Camden Township Trustee

Vote For 1		TOTAL	VOTE %
James D. Woodrum		500	100.00%
Precincts Reporting		1 of 1	

Camden Township Fiscal Officer

Vote For 1		TOTAL	VOTE %
John Ciarrone		394	100.00%
Precincts Reporting		1 of 1	

Carlisle Township Trustee

Vote For 1		TOTAL	VOTE %
Jared W. Smith		1,985	100.00%
Precincts Reporting		5 of 5	

Carlisle Township Fiscal Officer

Vote For 1		TOTAL	VOTE %
Kelsey A. Sizemore		1,176	54.39%
Richard R. Willard Jr.		986	45.61%
Precincts Reporting		5 of 5	

Columbia Township Trustee

Vote For 1		TOTAL	VOTE %
Mark C. Cunningham		1,902	100.00%
Precincts Reporting		4 of 4	

Columbia Township Fiscal Officer

Vote For 1		TOTAL	VOTE %
Mandie M. Andrews		1,916	100.00%
Precincts Reporting		4 of 4	

Eaton Township Trustee

Vote For 1

	TOTAL	VOTE %	
Dee Schippel	796	43.38%	<div style="width: 43.38%; background-color: #f0e68c; border: 1px solid #ccc;"></div>
Matt Hignett	602	32.81%	<div style="width: 32.81%; background-color: #f0e68c; border: 1px solid #ccc;"></div>
Rick Vincent	437	23.81%	<div style="width: 23.81%; background-color: #f0e68c; border: 1px solid #ccc;"></div>
Precincts Reporting	3 of 3		

Eaton Township Fiscal Officer

Vote For 1

	TOTAL	VOTE %	
Briana Davis	1,361	100.00%	<div style="width: 100.00%; background-color: #f0e68c; border: 1px solid #ccc;"></div>
Precincts Reporting	3 of 3		

Elyria Township Trustee

Vote For 1

	TOTAL	VOTE %	
Richard L. Hutman	911	100.00%	<div style="width: 100.00%; background-color: #f0e68c; border: 1px solid #ccc;"></div>
Precincts Reporting	2 of 2		

Elyria Township Fiscal Officer

Vote For 1

	TOTAL	VOTE %	
Stephanie DeWitt	826	100.00%	<div style="width: 100.00%; background-color: #f0e68c; border: 1px solid #ccc;"></div>
Precincts Reporting	2 of 2		

Grafton Township Trustee

Vote For 1

	TOTAL	VOTE %	
Daniel M. Martone	337	34.53%	<div style="width: 34.53%; background-color: #f0e68c; border: 1px solid #ccc;"></div>
Tim Shevel	327	33.50%	<div style="width: 33.50%; background-color: #f0e68c; border: 1px solid #ccc;"></div>
Jared D. Koenig	312	31.97%	<div style="width: 31.97%; background-color: #f0e68c; border: 1px solid #ccc;"></div>
Precincts Reporting	2 of 2		

Grafton Township Fiscal Officer

Vote For 1

	TOTAL	VOTE %	
Amy Richards	799	100.00%	<div style="width: 100.00%; background-color: #f0e68c; border: 1px solid #ccc;"></div>
Precincts Reporting	2 of 2		

Henrietta Township Trustee

Vote For 1

	TOTAL	VOTE %	
Howard A. Born III	637	100.00%	<div style="width: 100.00%; background-color: #f0e68c; border: 1px solid #ccc;"></div>
Precincts Reporting	2 of 2		

Henrietta Township Fiscal Officer

Vote For 1	TOTAL	VOTE %	
Joseph Daniel Siekeres	506	100.00%	<div style="width: 100%; height: 10px; background-color: #f0e68c;"></div>
Precincts Reporting	2 of 2		

Huntington Township Trustee

Vote For 1	TOTAL	VOTE %	
Robert D. Holmes	342	67.46%	<div style="width: 67.46%; height: 10px; background-color: #f0e68c;"></div>
Tyler Honoshofsky	165	32.54%	<div style="width: 32.54%; height: 10px; background-color: #d3d3d3;"></div>
Precincts Reporting	1 of 1		

Huntington Township Fiscal Officer

Vote For 1	TOTAL	VOTE %	
Sheila D. Lanning	394	100.00%	<div style="width: 100%; height: 10px; background-color: #f0e68c;"></div>
Precincts Reporting	1 of 1		

LaGrange Township Trustee

Vote For 1	TOTAL	VOTE %	
Roger Kuhl Jr.	1,491	100.00%	<div style="width: 100%; height: 10px; background-color: #f0e68c;"></div>
Precincts Reporting	4 of 4		

LaGrange Township Fiscal Officer

Vote For 1	TOTAL	VOTE %	
Kathy Poling	981	52.63%	<div style="width: 52.63%; height: 10px; background-color: #f0e68c;"></div>
Kimberly Carter	883	47.37%	<div style="width: 47.37%; height: 10px; background-color: #d3d3d3;"></div>
Precincts Reporting	4 of 4		

New Russia Township Trustee

Vote For 1	TOTAL	VOTE %	
Michelle L. Tyner	385	51.26%	<div style="width: 51.26%; height: 10px; background-color: #f0e68c;"></div>
Andy Gulish	366	48.74%	<div style="width: 48.74%; height: 10px; background-color: #d3d3d3;"></div>
Precincts Reporting	2 of 2		

New Russia Township Fiscal Officer

Vote For 1	TOTAL	VOTE %	
Lisa Akers	579	100.00%	<div style="width: 100%; height: 10px; background-color: #f0e68c;"></div>
Precincts Reporting	2 of 2		

Penfield Township Trustee

Vote For 1	TOTAL	VOTE %	
Eric A. Flynn Jr.	510	100.00%	<div style="width: 100%; height: 10px; background-color: #f0e68c;"></div>
Precincts Reporting	1 of 1		

Penfield Township Fiscal Officer

Vote For 1	TOTAL	VOTE %	
Rachael Duling	469	100.00%	<div style="width: 100%; height: 10px; background-color: #f0e68c;"></div>
Precincts Reporting	1 of 1		

Pittsfield Township Trustee

Vote For 1	TOTAL	VOTE %	
Walter E. Bredel	332	58.35%	<div style="width: 58.35%; height: 10px; background-color: #f0e68c;"></div>
William J. Forthofer	237	41.65%	<div style="width: 41.65%; height: 10px; background-color: #d3d3d3;"></div>
Precincts Reporting	1 of 1		

Pittsfield Township Fiscal Officer

Vote For 1	TOTAL	VOTE %	
Mandy Cecil	420	100.00%	<div style="width: 100%; height: 10px; background-color: #f0e68c;"></div>
Precincts Reporting	1 of 1		

Rochester Township Trustee

Vote For 1	TOTAL	VOTE %	
Kathryn Frombaugh	242	100.00%	<div style="width: 100%; height: 10px; background-color: #f0e68c;"></div>
Precincts Reporting	1 of 1		

Rochester Township Fiscal Officer

Vote For 1	TOTAL	VOTE %	
Laura A. Brady	232	100.00%	<div style="width: 100%; height: 10px; background-color: #f0e68c;"></div>
Precincts Reporting	1 of 1		

Sheffield Township Trustee

Vote For 1	TOTAL	VOTE %	
DeWayne Neal	403	52.27%	<div style="width: 52.27%; height: 10px; background-color: #f0e68c;"></div>
Timothy S. Mihalcik	368	47.73%	<div style="width: 47.73%; height: 10px; background-color: #d3d3d3;"></div>
Precincts Reporting	3 of 3		

Sheffield Township Fiscal Officer

Vote For 1		TOTAL	VOTE %
Laura Maltarich	558	100.00%	<div style="width: 100%; height: 10px; background-color: #f0e68c;"></div>
Precincts Reporting	3 of 3		

Wellington Township Trustee

Vote For 1		TOTAL	VOTE %
William A. Spreng	1,379	100.00%	<div style="width: 100%; height: 10px; background-color: #f0e68c;"></div>
Precincts Reporting	4 of 4		

Wellington Township Fiscal Officer

Vote For 1		TOTAL	VOTE %
Virginia Haynes	1,358	100.00%	<div style="width: 100%; height: 10px; background-color: #f0e68c;"></div>
Precincts Reporting	4 of 4		

Lorain County ESC

Vote For 2		TOTAL	VOTE %
Judy A. Maldonado	14,587	56.55%	<div style="width: 56.55%; height: 10px; background-color: #f0e68c;"></div>
Deborah R. Melda	11,208	43.45%	<div style="width: 43.45%; height: 10px; background-color: #d3d3d3;"></div>
Precincts Reporting	62 of 62		

North Point ESC, Erie District

Vote For 3		TOTAL	VOTE %
Mark Miller	818	36.60%	<div style="width: 36.60%; height: 10px; background-color: #f0e68c;"></div>
Marianne Cheetham	764	34.18%	<div style="width: 34.18%; height: 10px; background-color: #d3d3d3;"></div>
Daryl L. Deering	653	29.22%	<div style="width: 29.22%; height: 10px; background-color: #d3d3d3;"></div>
Precincts Reporting	5 of 5		

North Point ESC, Erie District (Unexpired Term)

Vote For 1		TOTAL	VOTE %
Philip D. Thiede	1,040	100.00%	<div style="width: 100%; height: 10px; background-color: #f0e68c;"></div>
Precincts Reporting	5 of 5		

North Point ESC, Huron District

Vote For 1		TOTAL	VOTE %
Warren W. Ruggles	127	100.00%	<div style="width: 100%; height: 10px; background-color: #f0e68c;"></div>
Precincts Reporting	1 of 1		

TRI-County ESC District 3

Vote For 1

	TOTAL	VOTE %	
R. Willard Welch	346	100.00%	<div style="width: 100%; height: 10px; background-color: #ffc107;"></div>
Precincts Reporting	2 of 2		

Amherst Exempted Village School District

Vote For 2

	TOTAL	VOTE %	
Marc Zappa	3,844	38.64%	<div style="width: 38.64%; height: 10px; background-color: #ffc107;"></div>
Rex Engle	3,549	35.68%	<div style="width: 35.68%; height: 10px; background-color: #ffc107;"></div>
Write-In: Ronald J. Hause	2,508	25.21%	<div style="width: 25.21%; height: 10px; background-color: #ffc107;"></div>
Write-In: Invalid	46	0.46%	<div style="width: 0.46%; height: 10px; background-color: #ffc107;"></div>
Write-In Totals	2,554	25.68%	<div style="width: 25.68%; height: 10px; background-color: #ffc107;"></div>
Not Assigned	0	0.00%	<div style="width: 0.00%; height: 10px; background-color: #ffc107;"></div>
Precincts Reporting	19 of 19		

Avon Local School District

Vote For 2

	TOTAL	VOTE %	
Dennis D. Kramer	4,606	50.16%	<div style="width: 50.16%; height: 10px; background-color: #ffc107;"></div>
Christine M. Libeg	4,576	49.84%	<div style="width: 49.84%; height: 10px; background-color: #ffc107;"></div>
Precincts Reporting	16 of 16		

Avon Lake City School District

Vote For 3

	TOTAL	VOTE %	
Kendra Gardiner	5,602	35.56%	<div style="width: 35.56%; height: 10px; background-color: #ffc107;"></div>
James A. Stobe	5,359	34.02%	<div style="width: 34.02%; height: 10px; background-color: #ffc107;"></div>
Gail Soinski Opaskar	4,793	30.42%	<div style="width: 30.42%; height: 10px; background-color: #ffc107;"></div>
Precincts Reporting	17 of 17		

Black River Local School District

Vote For 3

	TOTAL	VOTE %	
Robin Blake	259	35.72%	<div style="width: 35.72%; height: 10px; background-color: #ffc107;"></div>
Charles O. Stiver	252	34.76%	<div style="width: 34.76%; height: 10px; background-color: #ffc107;"></div>
Michele Powers-Neeld	214	29.52%	<div style="width: 29.52%; height: 10px; background-color: #ffc107;"></div>
Precincts Reporting	1 of 1		

Clearview Local School District

Vote For 2

	TOTAL	VOTE %	
Michael A. Post	913	95.90%	<div style="width: 95.90%; height: 10px; background-color: #ffc107;"></div>
Write-In: Patricia F. Echko	20	2.10%	<div style="width: 2.10%; height: 10px; background-color: #ffc107;"></div>
Write-In: Invalid	19	2.00%	<div style="width: 2.00%; height: 10px; background-color: #ffc107;"></div>
Write-In Totals	39	4.10%	<div style="width: 4.10%; height: 10px; background-color: #ffc107;"></div>
Not Assigned	0	0.00%	<div style="width: 0.00%; height: 10px; background-color: #ffc107;"></div>
Precincts Reporting	7 of 7		

Columbia Local School District

Vote For 2

	TOTAL	VOTE %	
Stephen L. Coleman	1,400	51.99%	
Shawn Ondrejko	1,293	48.01%	
Precincts Reporting	5 of 5		

Elyria City School District

Vote For 3

	TOTAL	VOTE %	
Michael Gebhardt	6,336	27.35%	
Elaine M. Seguin	6,288	27.15%	
Brent Parker	5,774	24.93%	
Aric D. Bowens	4,766	20.58%	
Precincts Reporting	33 of 33		

Firelands Local School District

Vote For 2

	TOTAL	VOTE %	
Tom Myers	1,690	35.40%	
Myles R. Bremke	1,617	33.87%	
Michael Okeefe	1,467	30.73%	
Precincts Reporting	11 of 11		

Keystone Local School District

Vote For 2

	TOTAL	VOTE %	
Kimberly Sturgill	2,286	40.03%	
Patricia Wakefield	1,169	20.47%	
Andrew Hoops	1,070	18.74%	
William Robson	853	14.94%	
Mark Cadrette	333	5.83%	
Precincts Reporting	11 of 11		

Lorain City School District

Vote For 2

	TOTAL	VOTE %	
Mark Ballard	5,354	41.12%	
Courtney Nazario	4,605	35.37%	
Charmaine Williams	3,062	23.52%	
Precincts Reporting	37 of 37		

Mapleton Local School District

Vote For 3

	TOTAL	VOTE %	
Jay Maggard	10	28.57%	<div style="width: 28.57%; background-color: #ffc107;"></div>
Kathy Goon	9	25.71%	<div style="width: 25.71%; background-color: #ffc107;"></div>
Vince Hartzler	9	25.71%	<div style="width: 25.71%; background-color: #ffc107;"></div>
Fred Hartzler	7	20.00%	<div style="width: 20.00%; background-color: #ffc107;"></div>
Precincts Reporting	1 of 1		

Midview Local School District

Vote For 2

	TOTAL	VOTE %	
Daniel Haight	4,380	56.55%	<div style="width: 56.55%; background-color: #ffc107;"></div>
James Andrew Onderko	3,366	43.45%	<div style="width: 43.45%; background-color: #ffc107;"></div>
Precincts Reporting	13 of 13		

New London Local School District

Vote For 2

	TOTAL	VOTE %	
Abigail Fawcett	128	57.14%	<div style="width: 57.14%; background-color: #ffc107;"></div>
Tiffany C. Green	96	42.86%	<div style="width: 42.86%; background-color: #ffc107;"></div>
Precincts Reporting	1 of 1		

North Ridgeville City School District

Vote For 2

	TOTAL	VOTE %	
Frank Vacha Jr.	6,044	36.27%	<div style="width: 36.27%; background-color: #ffc107;"></div>
David W. Hanes	5,311	31.87%	<div style="width: 31.87%; background-color: #ffc107;"></div>
John Gassman Jr.	5,307	31.85%	<div style="width: 31.85%; background-color: #ffc107;"></div>
Precincts Reporting	24 of 24		

Oberlin City School District

Vote For 2

	TOTAL	VOTE %	
Kendall Stanley	2,500	70.92%	<div style="width: 70.92%; background-color: #ffc107;"></div>
Write-In: Janet Garrett	903	25.62%	<div style="width: 25.62%; background-color: #ffc107;"></div>
Write-In: Invalid	67	1.90%	<div style="width: 1.90%; background-color: #ffc107;"></div>
Write-In: Ronnie J. Rimbart	55	1.56%	<div style="width: 1.56%; background-color: #ffc107;"></div>
Write-In Totals	1,025	29.08%	<div style="width: 29.08%; background-color: #ffc107;"></div>
Not Assigned	0	0.00%	<div style="width: 0.00%; background-color: #ffc107;"></div>
Precincts Reporting	12 of 12		

Olmsted Falls City School District

Vote For 2

	TOTAL	VOTE %	
Justin H. Funk	99	44.80%	<div style="width: 44.80%; background-color: #ffc107;"></div>
Candidate Withdrawn (Votes not	66	29.86%	<div style="width: 29.86%; background-color: #ffc107;"></div>
Bob Perez	56	25.34%	<div style="width: 25.34%; background-color: #ffc107;"></div>
Precincts Reporting	1 of 1		

Sheffield / Sheffield Lake City School District

Vote For 3		TOTAL	VOTE %
Amy L. DeLuca	2,585	35.27%	
Pat Czech	2,439	33.27%	
Sandra A. Jensen	2,306	31.46%	
Precincts Reporting	7 of 7		

Strongsville City School District

Vote For 3		TOTAL	VOTE %
Michelle L. Bissell	28	25.45%	
Laura S. Wolfe-Housum	27	24.55%	
Richard Micko	25	22.73%	
Beverly Jones	20	18.18%	
Candidate Withdrawn (Votes not	10	9.09%	
Precincts Reporting	1 of 1		

Vermilion Local School District

Vote For 3		TOTAL	VOTE %
Shelly Innes	872	23.36%	
Krystal Russell	850	22.77%	
Mark Benson	631	16.90%	
Sarah Scarvelli	604	16.18%	
Ratiba Stillman	441	11.81%	
Christopher Aaron Hinds	335	8.97%	
Precincts Reporting	5 of 5		

Wellington Exempted Village School District

Vote For 2		TOTAL	VOTE %
Write-In: Invalid	53	60.92%	
Write-In: Penny McClafin	34	39.08%	
No Valid Petition Filed	0	0.00%	
Write-In Totals	87	100.00%	
Not Assigned	0	0.00%	
Precincts Reporting	7 of 7		

State Issue #1 / Constitutional Amendment / Reproductive Rights

Vote For 1		TOTAL	VOTE %
Yes	69,097	62.58%	
No	41,315	37.42%	
Precincts Reporting	204 of 204		

State Issue #2 / Proposed Law / Recreational Cannabis Use

Vote For 1	TOTAL	VOTE %	
Yes	65,952	59.64%	
No	44,634	40.36%	
Precincts Reporting	204 of 204		

3 Carlisle Township #5 / Sunday Sales / Carlisle Golf Club

Vote For 1	TOTAL	VOTE %	
Yes	608	79.37%	
No	158	20.63%	
Precincts Reporting	1 of 1		

4 Elyria Township #1 / Sunday Sales / Lake Plaza Beverage

Vote For 1	TOTAL	VOTE %	
Yes	416	74.96%	
No	139	25.04%	
Precincts Reporting	1 of 1		

5 Grafton Township / Rep'l w/ increase / Repair of Streets, Highways & Bridges

Vote For 1	TOTAL	VOTE %	
Against the Tax Levy	665	54.55%	
For the Tax Levy	554	45.45%	
Precincts Reporting	2 of 2		

6 Grafton Township #1 / Sunday Sales / Chatty's Tavern

Vote For 1	TOTAL	VOTE %	
Yes	518	78.60%	
No	141	21.40%	
Precincts Reporting	1 of 1		

7 LaGrange Township / Rep'l / Fire & EMS

Vote For 1	TOTAL	VOTE %	
For the Tax Levy	1,589	67.10%	
Against the Tax Levy	779	32.90%	
Precincts Reporting	4 of 4		

8 Sheffield Township / Ren'l / Fire

Vote For 1	TOTAL	VOTE %	
For the Tax Levy	529	64.20%	
Against the Tax Levy	295	35.80%	
Precincts Reporting	3 of 3		

9 Sheffield Township / Ren'l / Current Expenses

Vote For 1	TOTAL	VOTE %	
For the Tax Levy	460	56.44%	<div style="width: 56.44%; background-color: #ffc107;"></div>
Against the Tax Levy	355	43.56%	<div style="width: 43.56%; background-color: #6c757d;"></div>
Precincts Reporting	3 of 3		

10 Amherst EVSD / Rep'l w/ Increase / General Permanent Improvements

Vote For 1	TOTAL	VOTE %	
For the Tax Levy	5,424	54.82%	<div style="width: 54.82%; background-color: #ffc107;"></div>
Against the Tax Levy	4,471	45.18%	<div style="width: 45.18%; background-color: #6c757d;"></div>
Precincts Reporting	19 of 19		

11 Avon Lake CSD / Bond / New Schools and Improvements

Vote For 1	TOTAL	VOTE %	
Against the Bond Issue	6,299	51.73%	<div style="width: 51.73%; background-color: #ffc107;"></div>
For the Bond Issue	5,878	48.27%	<div style="width: 48.27%; background-color: #6c757d;"></div>
Precincts Reporting	17 of 17		

12 Black River LSD / Ren'l / General Permanent Improvements

Vote For 1	TOTAL	VOTE %	
For the Tax Levy	327	57.17%	<div style="width: 57.17%; background-color: #ffc107;"></div>
Against the Tax Levy	245	42.83%	<div style="width: 42.83%; background-color: #6c757d;"></div>
Precincts Reporting	1 of 1		

13 Central Lorain County Joint Ambulance District / Ren'l w/ Increase / Ambulance & EMS Services

Vote For 1	TOTAL	VOTE %	
For the Tax Levy	3,756	63.04%	<div style="width: 63.04%; background-color: #ffc107;"></div>
Against the Tax Levy	2,202	36.96%	<div style="width: 36.96%; background-color: #6c757d;"></div>
Precincts Reporting	13 of 13		

14 Erie County General Health District / Ren'l / Health Program

Vote For 1	TOTAL	VOTE %	
FOR THE TAX LEVY	1,308	59.54%	<div style="width: 59.54%; background-color: #ffc107;"></div>
AGAINST THE TAX LEVY	889	40.46%	<div style="width: 40.46%; background-color: #6c757d;"></div>
Precincts Reporting	4 of 4		

15 Mapleton LSD / Add'l Income Tax / Current Expenses

Vote For 1	TOTAL	VOTE %	
Against the Tax	16	76.19%	<div style="width: 76.19%; background-color: #ffc107;"></div>
For the Tax	5	23.81%	<div style="width: 23.81%; background-color: #6c757d;"></div>
Precincts Reporting	1 of 1		

16 N. Ridgeville CSD / Bond / Construction & Renovation of Schools

Vote For 1	TOTAL	VOTE %	
For the Bond Issue	8,069	50.77%	
Against the Bond Issue	7,825	49.23%	
Precincts Reporting	24 of 24		

17 Strongsville CSD / Ren'l / Current Expenses

Vote For 1	TOTAL	VOTE %	
For the Tax Levy	36	63.16%	
Against the Tax Levy	21	36.84%	
Precincts Reporting	1 of 1		

18 Vermilion LSD / Ren'l / School Safety & Security

Vote For 1	TOTAL	VOTE %	
FOR THE TAX LEVY	1,295	69.29%	
AGAINST THE TAX LEVY	574	30.71%	
Precincts Reporting	5 of 5		

19 Wellington EVSD / Ren'l / Emergency Requirements

Vote For 1	TOTAL	VOTE %	
For the Tax Levy	1,564	53.42%	
Against the Tax Levy	1,364	46.58%	
Precincts Reporting	7 of 7		

20 Lorain County / Appointive Executive Plan / 7 Districts

Vote For 1	TOTAL	VOTE %	
Against adoption of the 7 District Plan	66,807	67.61%	
For adoption of the 7 District Plan	32,002	32.39%	
Precincts Reporting	204 of 204		

21 Lorain County / Add'l / 911

Vote For 1	TOTAL	VOTE %	
For the Tax Levy	54,679	51.81%	
Against the Tax Levy	50,864	48.19%	
Precincts Reporting	204 of 204		

22 Lorain County /Add'l / Criminal Justice Services

Vote For 1	TOTAL	VOTE %	
Against the Tax Levy	55,262	52.77%	
For the Tax Levy	49,463	47.23%	
Precincts Reporting	204 of 204		

23 Lorain County Metro Park / Rep'l / Continuing Operations

Vote For 1		TOTAL	VOTE %
For the Tax Levy	72,449	67.23%	
Against the Tax Levy	35,313	32.77%	
Precincts Reporting	204 of 204		

24 Amherst City 3-A / Sunday Sales / 5 Points Tavern

Vote For 1		TOTAL	VOTE %
Yes	528	77.08%	
No	157	22.92%	
Precincts Reporting	1 of 1		

25 Avon City / Ren'l / Parks & Recreations

Vote For 1		TOTAL	VOTE %
For the Tax Levy	7,338	75.18%	
Against the Tax Levy	2,423	24.82%	
Precincts Reporting	16 of 16		

26 Avon City 2-A / Sunday Sales / Mezquite Mexican Kitchen & Bar

Vote For 1		TOTAL	VOTE %
Yes	735	87.50%	
No	105	12.50%	
Precincts Reporting	1 of 1		

27 Avon City 2-B / Sunday Sales / Dairy Mart

Vote For 1		TOTAL	VOTE %
Yes	401	72.25%	
No	154	27.75%	
Precincts Reporting	1 of 1		

28 Avon Lake City / Charter Amendment / Mayoral Compensation

Vote For 1		TOTAL	VOTE %
Yes	7,509	66.62%	
No	3,763	33.38%	
Precincts Reporting	17 of 17		

29 Elyria City 1-D / Sunday Sales / Dirty Donkey Tavern

Vote For 1		TOTAL	VOTE %
Yes	287	68.50%	
No	132	31.50%	
Precincts Reporting	1 of 1		

30 Elyria City 3-A / Local Option / Aldi

Vote For 1		TOTAL	VOTE %
Yes	769	80.19%	
No	190	19.81%	
Precincts Reporting		1 of 1	

31 Elyria City 3-A / Sunday Sales / Aldi

Vote For 1		TOTAL	VOTE %
Yes	737	77.25%	
No	217	22.75%	
Precincts Reporting		1 of 1	

32 Elyria City 3-A / Local Option / Sheetz

Vote For 1		TOTAL	VOTE %
Yes	741	76.87%	
No	223	23.13%	
Precincts Reporting		1 of 1	

33 Elyria City 3-A / Sunday Sales / Sheetz

Vote For 1		TOTAL	VOTE %
Yes	713	74.12%	
No	249	25.88%	
Precincts Reporting		1 of 1	

34 Elyria City 6-B / Sunday Sales / Elyria Food Mart

Vote For 1		TOTAL	VOTE %
Yes	284	61.47%	
No	178	38.53%	
Precincts Reporting		1 of 1	

35 Grafton Village 3/4 / Sunday Sales / Nuevo Mexico

Vote For 1		TOTAL	VOTE %
Yes	494	79.17%	
No	130	20.83%	
Precincts Reporting		1 of 1	

36 Kipton Village / Ren'l / Current Expenses

Vote For 1		TOTAL	VOTE %
For the Tax Levy	72	75.00%	
Against the Tax Levy	24	25.00%	
Precincts Reporting		1 of 1	

37 Lorain City 2-E / Sunday Sales / Shipyard Brewing Company

Vote For 1		TOTAL	VOTE %
Yes	303	80.59%	
No	73	19.41%	
Precincts Reporting		1 of 1	

38 Lorain City 2-E / Sunday Sales / Erie Steak and Seafood

Vote For 1		TOTAL	VOTE %
Yes	295	79.09%	
No	78	20.91%	
Precincts Reporting		1 of 1	

39 N. Ridgeville City 4-E / Sunday Sales / Marathon

Vote For 1		TOTAL	VOTE %
Yes	318	78.13%	
No	89	21.87%	
Precincts Reporting		1 of 1	

40 N. Ridgeville 4-F / Sunday Sales / Between the Bun Bar & Grill

Vote For 1		TOTAL	VOTE %
Yes	480	82.05%	
No	105	17.95%	
Precincts Reporting		1 of 1	

41 South Amherst Village / Ren'l / Fire Department

Vote For 1		TOTAL	VOTE %
For the Tax Levy	414	65.92%	
Against the Tax Levy	214	34.08%	
Precincts Reporting		1 of 1	

42 Vermilion City / Charter Amendment / Add Section X-6

Vote For 1		TOTAL	VOTE %
No	1,215	56.35%	
Yes	941	43.65%	
Precincts Reporting		4 of 4	