

President and Vice President

Vote For 1

	TOTAL	VOTE %	
Trump / Vance (R)	83,297	52.12%	<div style="width: 52.12%;"><div style="width: 52.12%;"></div></div>
Harris / Walz (D)	74,207	46.44%	<div style="width: 46.44%;"><div style="width: 46.44%;"></div></div>
Oliver / Maat (L)	844	0.53%	<div style="width: 0.53%;"><div style="width: 0.53%;"></div></div>
Withdrawn Candidate	418	0.26%	<div style="width: 0.26%;"><div style="width: 0.26%;"></div></div>
Write-In: Invalid	382	0.24%	<div style="width: 0.24%;"><div style="width: 0.24%;"></div></div>
Duncan / Bupp	366	0.23%	<div style="width: 0.23%;"><div style="width: 0.23%;"></div></div>
Sonski / Onak	245	0.15%	<div style="width: 0.15%;"><div style="width: 0.15%;"></div></div>
Write-In: Claudia De la Cruz and Karina Garcia	30	0.02%	<div style="width: 0.02%;"><div style="width: 0.02%;"></div></div>
Write-In: Cornel West and Melina Abdullah	16	0.01%	<div style="width: 0.01%;"><div style="width: 0.01%;"></div></div>
Write-In: Shiva Ayyadurai and Crystal Ellis	2	0.00%	<div style="width: 0.00%;"><div style="width: 0.00%;"></div></div>
Write-In: Jay J. Bowman and De D. Bowman	0	0.00%	<div style="width: 0.00%;"><div style="width: 0.00%;"></div></div>
Write-In: John Cheng and Wayne Waligorski	0	0.00%	<div style="width: 0.00%;"><div style="width: 0.00%;"></div></div>
Write-In: Cherunda Fox and Harlan McVay Jr.	0	0.00%	<div style="width: 0.00%;"><div style="width: 0.00%;"></div></div>
Write-In: Chris Garrity and Cody	0	0.00%	<div style="width: 0.00%;"><div style="width: 0.00%;"></div></div>
Write-In: Brian Kienitz and Christina Johnston	0	0.00%	<div style="width: 0.00%;"><div style="width: 0.00%;"></div></div>
Write-In: William Nalbach and Willis Butts	0	0.00%	<div style="width: 0.00%;"><div style="width: 0.00%;"></div></div>
Write-In Totals	430	0.27%	<div style="width: 0.27%;"><div style="width: 0.27%;"></div></div>
Not Assigned	0	0.00%	<div style="width: 0.00%;"><div style="width: 0.00%;"></div></div>
Precincts Reporting	204 of 204		

Justice of the Supreme Court (FTC 1-1-25)

Vote For 1

	TOTAL	VOTE %	
Megan E. Shanahan (R)	72,654	51.07%	<div style="width: 51.07%;"><div style="width: 51.07%;"></div></div>
Michael P. Donnelly (D)	69,620	48.93%	<div style="width: 48.93%;"><div style="width: 48.93%;"></div></div>
Precincts Reporting	204 of 204		

Justice of the Supreme Court (FTC 1-2-25)

Vote For 1

	TOTAL	VOTE %	
Joseph T. Deters (R)	73,509	50.18%	<div style="width: 50.18%;"><div style="width: 50.18%;"></div></div>
Melody J. Stewart (D)	72,984	49.82%	<div style="width: 49.82%;"><div style="width: 49.82%;"></div></div>
Precincts Reporting	204 of 204		











Justice of the Supreme Court (Unexpired term 12-31-26)

Vote For 1

	TOTAL	VOTE %	
Daniel R. Hawkins (R)	74,024	50.70%	<div style="width: 50.70%;"><div style="width: 50.70%;"></div></div>
Lisa Forbes (D)	71,982	49.30%	<div style="width: 49.30%;"><div style="width: 49.30%;"></div></div>
Precincts Reporting	204 of 204		



U.S. Senator

Vote For 1

	TOTAL	VOTE %	
Sherrod Brown (D)	79,307	50.75%	
Bernie Moreno (R)	71,759	45.92%	
Don Kissick (L)	5,098	3.26%	
Write-In: Invalid	88	0.06%	
Write-In: Tariq Shabazz	16	0.01%	
Write-In: Stephen Faris	1	0.00%	
Write-In: David Allen Pastorius	0	0.00%	
Write-In: Nathan Russell	0	0.00%	
Write-In Totals	105	0.07%	
Not Assigned	0	0.00%	
Precincts Reporting	204 of 204		



Representative to Congress (5th District)

Vote For 1

	TOTAL	VOTE %	
Bob Latta (R)	78,527	53.24%	
Keith Mundy (D)	68,982	46.76%	
Precincts Reporting	204 of 204		



State Representative (52nd District)

Vote For 1

	TOTAL	VOTE %	
Gayle Manning (R)	34,378	57.17%	
Genevieve Flieger (D)	25,755	42.83%	
Precincts Reporting	81 of 81		







State Representative (53rd District)

Vote For 1



	TOTAL	VOTE %	
Joe Miller (D)	29,205	56.27%	
Bradley Lacko (R)	22,695	43.73%	
Precincts Reporting	79 of 79		

State Representative (54th District)



Vote For 1

	TOTAL	VOTE %	
Kellie Deeter (R)	22,183	59.95%	
Brenda Buchanan (D)	14,797	39.99%	
Write-In: Invalid	19	0.05%	
Write-In: Andrew N. Leonard	5	0.01%	
Write-In Totals	24	0.06%	
Not Assigned	0	0.00%	
Precincts Reporting	47 of 47		



Judge of the Court of Appeals (9th District)

Vote For 1	TOTAL	VOTE %	
Jennifer Hensal (R)	77,477	53.47%	
Steve Elliott (D)	67,425	46.53%	
Precincts Reporting	204 of 204		



County Commissioner (FTC 1-2-2025)

Vote For 1	TOTAL	VOTE %	
Martin Gallagher (R)	77,302	52.33%	
Tony Dimacchia (D)	70,418	47.67%	
Precincts Reporting	204 of 204		



County Commissioner (FTC 1-3-2025)

Vote For 1	TOTAL	VOTE %	
David J. Moore (R)	74,997	51.15%	
Brian A. Baker (D)	71,626	48.85%	
Precincts Reporting	204 of 204		



Prosecuting Attorney

Vote For 1	TOTAL	VOTE %	
Tony Cillo (R)	83,067	56.95%	
J.D. Tomlinson (D)	62,794	43.05%	
Precincts Reporting	204 of 204		



Clerk of the Court of Common Pleas

Vote For 1	TOTAL	VOTE %	
Tom Orlando (D)	74,862	51.85%	
Maurice E. Corbin III (R)	69,512	48.15%	
Precincts Reporting	204 of 204		

Sheriff

Vote For 1	TOTAL	VOTE %	
Jack M. Hall (R)	74,596	50.46%	
Richard Resendez (D)	73,236	49.54%	
Precincts Reporting	204 of 204		

County Recorder

Vote For 1	TOTAL	VOTE %	
Mike Doran (R)	74,589	51.72%	
Dawn Walther (D)	69,633	48.28%	
Precincts Reporting	204 of 204		

County Treasurer

Vote For 1		TOTAL	VOTE %	
Daniel J. Talarek (D)	77,180	53.06%	<div style="width: 53.06%;"></div>	
John C. Prajzner (R)	68,274	46.94%	<div style="width: 46.94%;"></div>	
Precincts Reporting	204 of 204			

County Engineer

Vote For 1		TOTAL	VOTE %	
Ken Carney (D)	99,313	100.00%	<div style="width: 100.00%;"></div>	
Precincts Reporting	204 of 204			

Coroner

Vote For 1		TOTAL	VOTE %	
Frank P. Miller III (R)	108,572	100.00%	<div style="width: 100.00%;"></div>	
Precincts Reporting	204 of 204			

Judge of the Court of Common Pleas (FTC 1-1-2025)

Vote For 1		TOTAL	VOTE %	
Raymond J. Ewers	82,658	100.00%	<div style="width: 100.00%;"></div>	
Precincts Reporting	204 of 204			

Judge of the Court of Common Pleas (FTC 1-2-2025)

Vote For 1		TOTAL	VOTE %	
Donna Freeman	66,550	56.99%	<div style="width: 56.99%;"></div>	
Richard Ramsey	50,220	43.01%	<div style="width: 43.01%;"></div>	
Precincts Reporting	204 of 204			

Judge of the Court of Common Pleas (FTC 1-5-2025)

Vote For 1		TOTAL	VOTE %	
D. Chris Cook	88,073	100.00%	<div style="width: 100.00%;"></div>	
Precincts Reporting	204 of 204			

Judge of the Court of Common Pleas (FTC 1-6-2025)

Vote For 1		TOTAL	VOTE %	
Giovanna Scaletta-Bremke	65,279	55.89%	<div style="width: 55.89%;"></div>	
Dan Petticord	51,527	44.11%	<div style="width: 44.11%;"></div>	
Precincts Reporting	204 of 204			

Judge of the Court of Common Pleas Domestic Relations (FTC 1-3-2025)

Vote For 1	TOTAL	VOTE %	
Lisa I. Swenski	88,561	100.00%	<div style="width: 100%; height: 10px; background-color: #f0e68c;"></div>
Precincts Reporting	204 of 204		

Judge of the Court of Common Pleas Domestic Relations (FTC 1-4-2025)

Vote For 1	TOTAL	VOTE %	
Frank J. Janik	67,442	59.03%	<div style="width: 59.03%; height: 10px; background-color: #f0e68c;"></div>
Anthony J. Hurst	46,809	40.97%	<div style="width: 40.97%; height: 10px; background-color: #f0e68c;"></div>
Precincts Reporting	204 of 204		

1 State Issue

Vote For 1	TOTAL	VOTE %	
YES	76,407	50.31%	<div style="width: 50.31%; height: 10px; background-color: #f0e68c;"></div>
NO	75,477	49.69%	<div style="width: 49.69%; height: 10px; background-color: #f0e68c;"></div>
Precincts Reporting	204 of 204		

2 Avon City / Rezoning / Property R1-C4

Vote For 1	TOTAL	VOTE %	
No	6,827	50.12%	<div style="width: 50.12%; height: 10px; background-color: #f0e68c;"></div>
Yes	6,794	49.88%	<div style="width: 49.88%; height: 10px; background-color: #f0e68c;"></div>
Precincts Reporting	16 of 16		

3 Avon City 2-A / Local Option / Coopers Hawk Winery & Restaurant

Vote For 1	TOTAL	VOTE %	
Yes	1,011	89.95%	<div style="width: 89.95%; height: 10px; background-color: #f0e68c;"></div>
No	113	10.05%	<div style="width: 10.05%; height: 10px; background-color: #f0e68c;"></div>
Precincts Reporting	1 of 1		

4 Kipton Village / Question to Reduce Number of Council Members from 6 to 5

Vote For 1	TOTAL	VOTE %	
Yes	64	51.20%	<div style="width: 51.20%; height: 10px; background-color: #f0e68c;"></div>
No	61	48.80%	<div style="width: 48.80%; height: 10px; background-color: #f0e68c;"></div>
Precincts Reporting	1 of 1		

5 LaGrange Village / Gas Aggregation

Vote For 1	TOTAL	VOTE %	
Yes	730	61.60%	<div style="width: 61.60%; height: 10px; background-color: #f0e68c;"></div>
No	455	38.40%	<div style="width: 38.40%; height: 10px; background-color: #f0e68c;"></div>
Precincts Reporting	2 of 2		

6 Lorain City / Question to Change Term of Council from 2 to 4 Years

Vote For 1		TOTAL	VOTE %
No	13,210	60.77%	
Yes	8,526	39.23%	
Precincts Reporting		44 of 44	

8 Vermilion City 4-A / Local Option / Aunt Ruth's Family Store

Vote For 1		TOTAL	VOTE %
Yes	913	83.92%	
No	175	16.08%	
Precincts Reporting		1 of 1	

9 Camden Township / Bond / Fire Equipment

Vote For 1		TOTAL	VOTE %
For the Bond Issue	510	59.23%	
Against the Bond Issue	351	40.77%	
Precincts Reporting		1 of 1	

10 Eaton Township / Additional / Fire

Vote For 1		TOTAL	VOTE %
For the Tax Levy	2,170	61.67%	
Against the Tax Levy	1,349	38.33%	
Precincts Reporting		3 of 3	

11 Eaton Township #1 / Local Option -Weekday Sales / Pine Brook Golf Links

Vote For 1		TOTAL	VOTE %
Yes	820	79.30%	
No	214	20.70%	
Precincts Reporting		1 of 1	

12 Eaton Township #1 / Local Option -Sunday Sales / Pine Brook Golf Links

Vote For 1		TOTAL	VOTE %
Yes	808	78.29%	
No	224	21.71%	
Precincts Reporting		1 of 1	

13 Pittsfield Township / Renewal / Roads & Construction

Vote For 1		TOTAL	VOTE %
For the Tax Levy	522	57.74%	
Against the Tax Levy	382	42.26%	
Precincts Reporting		1 of 1	

14 Avon Local School District / Bond / Construction

Vote For 1		TOTAL	VOTE %	
Against the Bond Issue	9,691	67.89%	<div style="width: 67.89%; background-color: #f1c40f;"></div>	<div style="width: 32.11%; background-color: #95a5a6;"></div>
For the Bond Issue	4,584	32.11%	<div style="width: 32.11%; background-color: #f1c40f;"></div>	<div style="width: 67.89%; background-color: #95a5a6;"></div>
Precincts Reporting	16 of 16			

15 Avon Lake City School District / Bond / Construction

Vote For 1		TOTAL	VOTE %	
Against the Bond Issue and Levy	8,445	52.88%	<div style="width: 52.88%; background-color: #f1c40f;"></div>	<div style="width: 47.12%; background-color: #95a5a6;"></div>
For the Bond Issue and Levy	7,524	47.12%	<div style="width: 47.12%; background-color: #f1c40f;"></div>	<div style="width: 52.88%; background-color: #95a5a6;"></div>
Precincts Reporting	17 of 17			

16 Avon Lake City School District / Additional / Emergency Requirements

Vote For 1		TOTAL	VOTE %	
Against the Tax Levy	8,274	51.71%	<div style="width: 51.71%; background-color: #f1c40f;"></div>	<div style="width: 48.29%; background-color: #95a5a6;"></div>
For the Tax Levy	7,728	48.29%	<div style="width: 48.29%; background-color: #f1c40f;"></div>	<div style="width: 51.71%; background-color: #95a5a6;"></div>
Precincts Reporting	17 of 17			

17 Columbia Local School District / Bond / School Improvements

Vote For 1		TOTAL	VOTE %	
Against the Bond Issue	2,651	57.20%	<div style="width: 57.20%; background-color: #f1c40f;"></div>	<div style="width: 42.80%; background-color: #95a5a6;"></div>
For the Bond Issue	1,984	42.80%	<div style="width: 42.80%; background-color: #f1c40f;"></div>	<div style="width: 57.20%; background-color: #95a5a6;"></div>
Precincts Reporting	5 of 5			

18 Columbia Local School District / Renewal / General Permanent Improvements

Vote For 1		TOTAL	VOTE %	
For the Tax Levy	2,573	54.59%	<div style="width: 54.59%; background-color: #f1c40f;"></div>	<div style="width: 45.41%; background-color: #95a5a6;"></div>
Against the Tax Levy	2,140	45.41%	<div style="width: 45.41%; background-color: #f1c40f;"></div>	<div style="width: 54.59%; background-color: #95a5a6;"></div>
Precincts Reporting	5 of 5			

19 EHOVE Joint Vocational School District / Bond / Construction

Vote For 1		TOTAL	VOTE %	
For the Bond Issue	1,462	53.14%	<div style="width: 53.14%; background-color: #f1c40f;"></div>	<div style="width: 46.86%; background-color: #95a5a6;"></div>
Against the Bond Issue	1,289	46.86%	<div style="width: 46.86%; background-color: #f1c40f;"></div>	<div style="width: 53.14%; background-color: #95a5a6;"></div>
Precincts Reporting	6 of 6			

20 Firelands Local School District / Income Tax / Current Expenses

Vote For 1		TOTAL	VOTE %	
Against the Tax	3,398	62.23%	<div style="width: 62.23%; background-color: #f1c40f;"></div>	<div style="width: 37.77%; background-color: #95a5a6;"></div>
For the Tax	2,062	37.77%	<div style="width: 37.77%; background-color: #f1c40f;"></div>	<div style="width: 62.23%; background-color: #95a5a6;"></div>
Precincts Reporting	11 of 11			

21 Lorain City School District / Additional/ General Permanent Improvements

Vote For 1	TOTAL	VOTE %	
Against the Tax Levy	9,553	55.29%	
For the Tax Levy	7,726	44.71%	
Precincts Reporting	37 of 37		

23 Strongsville City School District / Additional / Current Expenses

Vote For 1	TOTAL	VOTE %	
Against the Tax Levy	58	50.88%	
For the Tax Levy	56	49.12%	
Precincts Reporting	1 of 1		

24 Lorain County / Renewal / Mental Health, Addiction, Recovery Services

Vote For 1	TOTAL	VOTE %	
For the Tax Levy	96,605	63.39%	
Against the Tax Levy	55,782	36.61%	
Precincts Reporting	204 of 204		

25 Lorain County / Renewal / Children Services

Vote For 1	TOTAL	VOTE %	
For the Tax Levy	103,348	67.72%	
Against the Tax Levy	49,269	32.28%	
Precincts Reporting	204 of 204		

26 Vermilion City Charter Amemndment / Rezoning

Vote For 1	TOTAL	VOTE %	
Yes	2,029	64.89%	
No	1,098	35.11%	
Precincts Reporting	4 of 4		