

President and Vice President

Vote For 1	TOTAL	VOTE %	
Duncan / Bupp	360	0.23%	<div style="width: 0.23%;"></div>
Harris / Walz (D)	72,991	46.47%	<div style="width: 46.47%;"></div>
Oliver / Maat (L)	831	0.53%	<div style="width: 0.53%;"></div>
Sonski / Onak	243	0.15%	<div style="width: 0.15%;"></div>
Withdrawn Candidate	404	0.26%	<div style="width: 0.26%;"></div>
Trump / Vance (R)	81,818	52.09%	<div style="width: 52.09%;"></div>
Write-In Totals	419	0.27%	<div style="width: 0.27%;"></div>
Precincts Reporting	204 of 204		

Justice of the Supreme Court (FTC 1-1-25)

Vote For 1	TOTAL	VOTE %	
Michael P. Donnelly (D)	68,450	48.95%	<div style="width: 48.95%;"></div>
Megan E. Shanahan (R)	71,390	51.05%	<div style="width: 51.05%;"></div>
Precincts Reporting	204 of 204		

Justice of the Supreme Court (FTC 1-2-25)

Vote For 1	TOTAL	VOTE %	
Joseph T. Deters (R)	72,302	50.20%	<div style="width: 50.20%;"></div>
Melody J. Stewart (D)	71,737	49.80%	<div style="width: 49.80%;"></div>
Precincts Reporting	204 of 204		

Justice of the Supreme Court (Unexpired term 12-31-26)

Vote For 1	TOTAL	VOTE %	
Lisa Forbes (D)	70,779	49.30%	<div style="width: 49.30%;"></div>
Daniel R. Hawkins (R)	72,783	50.70%	<div style="width: 50.70%;"></div>
Precincts Reporting	204 of 204		



U.S. Senator

Vote For 1	TOTAL	VOTE %	
Sherrod Brown (D)	78,037	50.79%	<div style="width: 50.79%;"></div>
Don Kissick (L)	4,934	3.21%	<div style="width: 3.21%;"></div>
Bernie Moreno (R)	70,576	45.93%	<div style="width: 45.93%;"></div>
Write-In Totals	102	0.07%	<div style="width: 0.07%;"></div>
Precincts Reporting	204 of 204		



Representative to Congress (5th District)

Vote For 1	TOTAL	VOTE %	
Bob Latta (R)	77,240	53.25%	<div style="width: 53.25%;"></div>
Keith Mundy (D)	67,811	46.75%	<div style="width: 46.75%;"></div>
Precincts Reporting	204 of 204		




State Representative (52nd District)

Vote For 1		TOTAL	VOTE %
Genevieve Flieger (D)	25,365	42.87%	
Gayle Manning (R)	33,802	57.13%	
Precincts Reporting	81 of 81		



State Representative (53rd District)

Vote For 1		TOTAL	VOTE %
Bradley Lacko (R)	22,256	43.70%	
Joe Miller (D)	28,669	56.30%	
Precincts Reporting	79 of 79		



State Representative (54th District)

Vote For 1		TOTAL	VOTE %
Brenda Buchanan (D)	14,556	39.91%	
Kellie Deeter (R)	21,888	60.02%	
Write-In Totals	24	0.07%	
Precincts Reporting	47 of 47		



Judge of the Court of Appeals (9th District)

Vote For 1		TOTAL	VOTE %
Steve Elliott (D)	66,341	46.54%	
Jennifer Hensal (R)	76,214	53.46%	
Precincts Reporting	204 of 204		



County Commissioner (FTC 1-2-2025)

Vote For 1		TOTAL	VOTE %
Tony Dimacchia (D)	69,266	47.66%	
Martin Gallagher (R)	76,070	52.34%	
Precincts Reporting	204 of 204		

County Commissioner (FTC 1-3-2025)

Vote For 1		TOTAL	VOTE %
Brian A. Baker (D)	70,502	48.87%	
David J. Moore (R)	73,763	51.13%	
Precincts Reporting	204 of 204		

Prosecuting Attorney

Vote For 1		TOTAL	VOTE %
Tony Cillo (R)	81,810	57.02%	
J.D. Tomlinson (D)	61,676	42.98%	
Precincts Reporting	204 of 204		

Clerk of the Court of Common Pleas

Vote For 1		TOTAL	VOTE %	
Maurice E. Corbin III (R)	68,376	48.14%	<div style="width: 48.14%;"></div>	<div style="width: 51.86%;"></div>
Tom Orlando (D)	73,673	51.86%	<div style="width: 51.86%;"></div>	<div style="width: 48.14%;"></div>
Precincts Reporting	204 of 204			

Sheriff

Vote For 1		TOTAL	VOTE %	
Jack M. Hall (R)	73,396	50.46%	<div style="width: 50.46%;"></div>	<div style="width: 49.54%;"></div>
Richard Resendez (D)	72,055	49.54%	<div style="width: 49.54%;"></div>	<div style="width: 50.46%;"></div>
Precincts Reporting	204 of 204			

County Recorder

Vote For 1		TOTAL	VOTE %	
Mike Doran (R)	73,393	51.72%	<div style="width: 51.72%;"></div>	<div style="width: 48.28%;"></div>
Dawn Walther (D)	68,513	48.28%	<div style="width: 48.28%;"></div>	<div style="width: 51.72%;"></div>
Precincts Reporting	204 of 204			

County Treasurer

Vote For 1		TOTAL	VOTE %	
John C. Prajzner (R)	67,119	46.89%	<div style="width: 46.89%;"></div>	<div style="width: 53.11%;"></div>
Daniel J. Talarek (D)	76,021	53.11%	<div style="width: 53.11%;"></div>	<div style="width: 46.89%;"></div>
Precincts Reporting	204 of 204			

County Engineer

Vote For 1		TOTAL	VOTE %	
Ken Carney (D)	97,651	100.00%	<div style="width: 100%;"></div>	
Precincts Reporting	204 of 204			

Coroner

Vote For 1		TOTAL	VOTE %	
Frank P. Miller III (R)	106,814	100.00%	<div style="width: 100%;"></div>	
Precincts Reporting	204 of 204			

Judge of the Court of Common Pleas (FTC 1-1-2025)

Vote For 1		TOTAL	VOTE %	
Raymond J. Ewers	81,244	100.00%	<div style="width: 100%;"></div>	
Precincts Reporting	204 of 204			

Judge of the Court of Common Pleas (FTC 1-2-2025)

Vote For 1	TOTAL	VOTE %	
Donna Freeman	65,494	56.99%	<div style="width: 56.99%; background-color: #f1c40f;"></div>
Richard Ramsey	49,435	43.01%	<div style="width: 43.01%; background-color: #95a5a6;"></div>
Precincts Reporting	204 of 204		

Judge of the Court of Common Pleas (FTC 1-5-2025)

Vote For 1	TOTAL	VOTE %	
D. Chris Cook	86,652	100.00%	<div style="width: 100%; background-color: #f1c40f;"></div>
Precincts Reporting	204 of 204		

Judge of the Court of Common Pleas (FTC 1-6-2025)

Vote For 1	TOTAL	VOTE %	
Dan Petticord	50,786	44.16%	<div style="width: 44.16%; background-color: #f1c40f;"></div>
Giovanna Scaletta-Bremke	64,220	55.84%	<div style="width: 55.84%; background-color: #95a5a6;"></div>
Precincts Reporting	204 of 204		

Judge of the Court of Common Pleas Domestic Relations (FTC 1-3-2025)

Vote For 1	TOTAL	VOTE %	
Lisa I. Swenski	87,120	100.00%	<div style="width: 100%; background-color: #f1c40f;"></div>
Precincts Reporting	204 of 204		

Judge of the Court of Common Pleas Domestic Relations (FTC 1-4-2025)

Vote For 1	TOTAL	VOTE %	
Anthony J. Hurst	46,075	40.91%	<div style="width: 40.91%; background-color: #f1c40f;"></div>
Frank J. Janik	66,546	59.09%	<div style="width: 59.09%; background-color: #95a5a6;"></div>
Precincts Reporting	204 of 204		

1 State Issue

Vote For 1	TOTAL	VOTE %	
YES	75,253	50.31%	<div style="width: 50.31%; background-color: #f1c40f;"></div>
NO	74,315	49.69%	<div style="width: 49.69%; background-color: #95a5a6;"></div>
Precincts Reporting	204 of 204		

2 Avon City / Rezoning / Property R1-C4

Vote For 1	TOTAL	VOTE %	
Yes	6,714	49.90%	<div style="width: 49.90%; background-color: #f1c40f;"></div>
No	6,741	50.10%	<div style="width: 50.10%; background-color: #95a5a6;"></div>
Precincts Reporting	16 of 16		

3 Avon City 2-A / Local Option / Coopers Hawk Winery & Restaurant

Vote For 1		TOTAL	VOTE %
Yes	1,005	90.05%	
No	111	9.95%	
Precincts Reporting		1 of 1	

4 Kipton Village / Question to Reduce Number of Council Members from 6 to 5

Vote For 1		TOTAL	VOTE %
Yes	63	51.22%	
No	60	48.78%	
Precincts Reporting		1 of 1	

5 LaGrange Village / Gas Aggregation

Vote For 1		TOTAL	VOTE %
Yes	719	61.51%	
No	450	38.49%	
Precincts Reporting		2 of 2	

6 Lorain City / Question to Change Term of Council from 2 to 4 Years

Vote For 1		TOTAL	VOTE %
Yes	8,289	39.04%	
No	12,943	60.96%	
Precincts Reporting		44 of 44	

8 Vermilion City 4-A / Local Option / Aunt Ruth's Family Store

Vote For 1		TOTAL	VOTE %
Yes	900	83.80%	
No	174	16.20%	
Precincts Reporting		1 of 1	

9 Camden Township / Bond / Fire Equipment

Vote For 1		TOTAL	VOTE %
For the Bond Issue	504	59.15%	
Against the Bond Issue	348	40.85%	
Precincts Reporting		1 of 1	

10 Eaton Township / Additional / Fire

Vote For 1		TOTAL	VOTE %
For the Tax Levy	2,143	61.56%	
Against the Tax Levy	1,338	38.44%	
Precincts Reporting		3 of 3	

11 Eaton Township #1 / Local Option -Weekday Sales / Pine Brook Golf Links

Vote For 1		TOTAL	VOTE %
Yes	811	79.28%	
No	212	20.72%	
Precincts Reporting		1 of 1	

12 Eaton Township #1 / Local Option -Sunday Sales / Pine Brook Golf Links

Vote For 1		TOTAL	VOTE %
Yes	800	78.35%	
No	221	21.65%	
Precincts Reporting		1 of 1	

13 Pittsfield Township / Renewal / Roads & Construction

Vote For 1		TOTAL	VOTE %
For the Tax Levy	517	57.96%	
Against the Tax Levy	375	42.04%	
Precincts Reporting		1 of 1	

14 Avon Local School District / Bond / Construction

Vote For 1		TOTAL	VOTE %
For the Bond Issue	4,505	31.95%	
Against the Bond Issue	9,597	68.05%	
Precincts Reporting		16 of 16	

15 Avon Lake City School District / Bond / Construction

Vote For 1		TOTAL	VOTE %
For the Bond Issue and Levy	7,400	46.96%	
Against the Bond Issue and Levy	8,359	53.04%	
Precincts Reporting		17 of 17	

16 Avon Lake City School District / Additional / Emergency Requirements

Vote For 1		TOTAL	VOTE %
For the Tax Levy	7,611	48.19%	
Against the Tax Levy	8,182	51.81%	
Precincts Reporting		17 of 17	

17 Columbia Local School District / Bond / School Improvements

Vote For 1		TOTAL	VOTE %
For the Bond Issue	1,947	42.72%	
Against the Bond Issue	2,611	57.28%	
Precincts Reporting		5 of 5	

18 Columbia Local School District / Renewal / General Permanent Improvements

Vote For 1		TOTAL	VOTE %
For the Tax Levy	2,530	54.60%	
Against the Tax Levy	2,104	45.40%	
Precincts Reporting	5 of 5		

19 EHOVE Joint Vocational School District / Bond / Construction

Vote For 1		TOTAL	VOTE %
For the Bond Issue	1,436	52.97%	
Against the Bond Issue	1,275	47.03%	
Precincts Reporting	6 of 6		

20 Firelands Local School District / Income Tax / Current Expenses

Vote For 1		TOTAL	VOTE %
For the Tax	2,034	37.72%	
Against the Tax	3,359	62.28%	
Precincts Reporting	11 of 11		

21 Lorain City School District / Additional/ General Permanent Improvements

Vote For 1		TOTAL	VOTE %
For the Tax Levy	7,520	44.64%	
Against the Tax Levy	9,326	55.36%	
Precincts Reporting	37 of 37		

23 Strongsville City School District / Additional / Current Expenses

Vote For 1		TOTAL	VOTE %
For the Tax Levy	56	49.56%	
Against the Tax Levy	57	50.44%	
Precincts Reporting	1 of 1		

24 Lorain County / Renewal / Mental Health, Addiction, Recovery Services



Vote For 1		TOTAL	VOTE %
For the Tax Levy	95,047	63.36%	
Against the Tax Levy	54,970	36.64%	
Precincts Reporting	204 of 204		

25 Lorain County / Renewal / Children Services

Vote For 1		TOTAL	VOTE %
For the Tax Levy	101,719	67.70%	
Against the Tax Levy	48,527	32.30%	
Precincts Reporting	204 of 204		

26 Vermilion City Charter Amemndment / Rezoning

Vote For 1

	TOTAL	VOTE %	
Yes	2,005	64.95%	
No	1,082	35.05%	
Precincts Reporting	4 of 4		